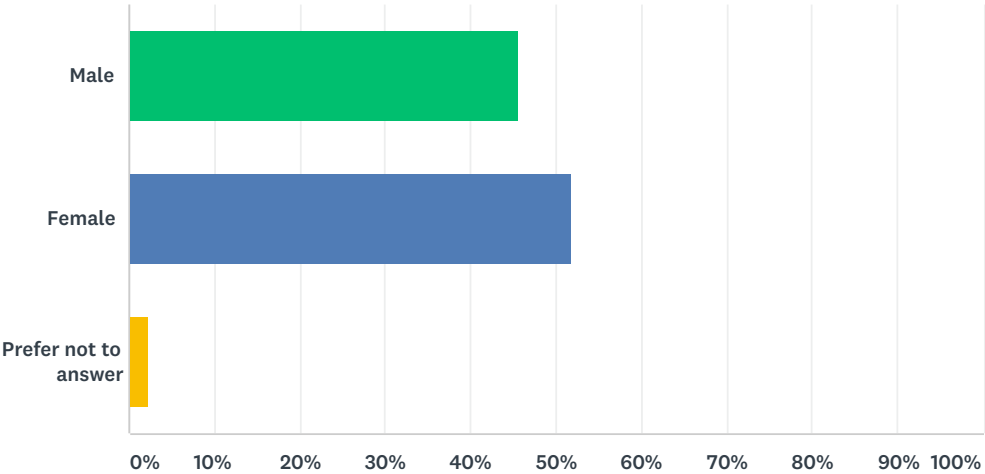


Q1 What is your gender?

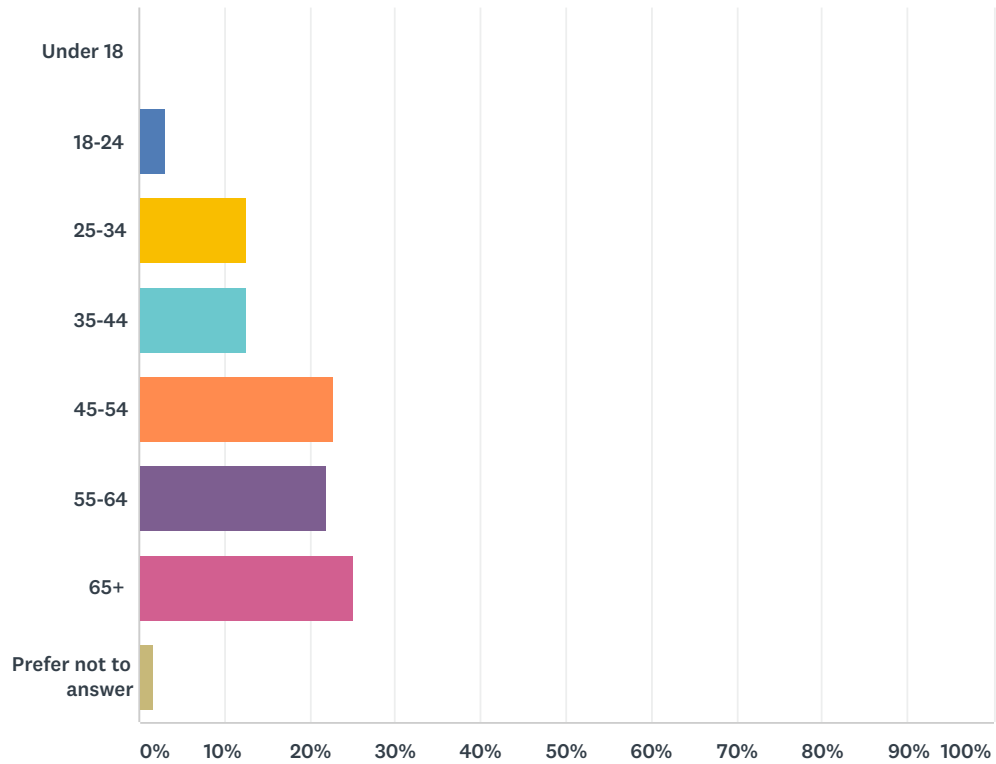
Answered: 127 Skipped: 1



ANSWER CHOICES		RESPONSES	
Male		45.67%	58
Female		51.97%	66
Prefer not to answer		2.36%	3
TOTAL			127

Q2 What is your age?

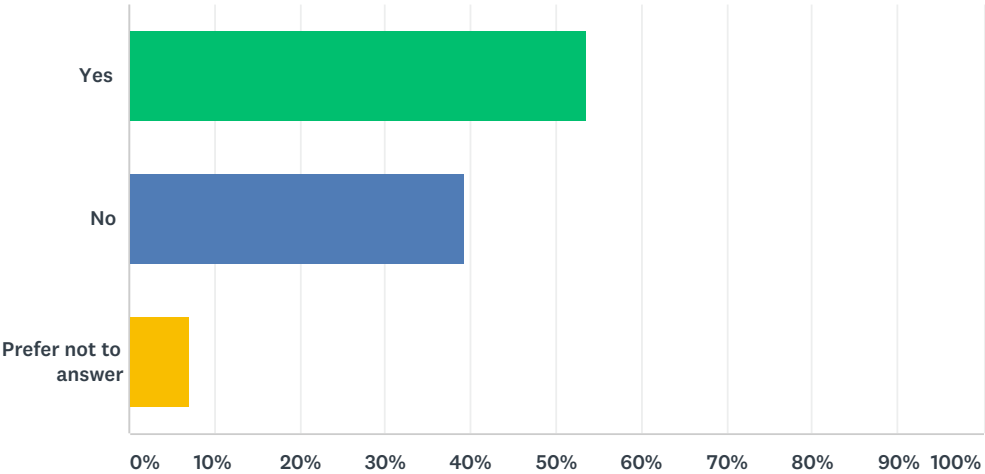
Answered: 127 Skipped: 1



ANSWER CHOICES		RESPONSES	
Under 18		0.00%	0
18-24		3.15%	4
25-34		12.60%	16
35-44		12.60%	16
45-54		22.83%	29
55-64		22.05%	28
65+		25.20%	32
Prefer not to answer		1.57%	2
TOTAL			127

Q3 Are you currently employed?

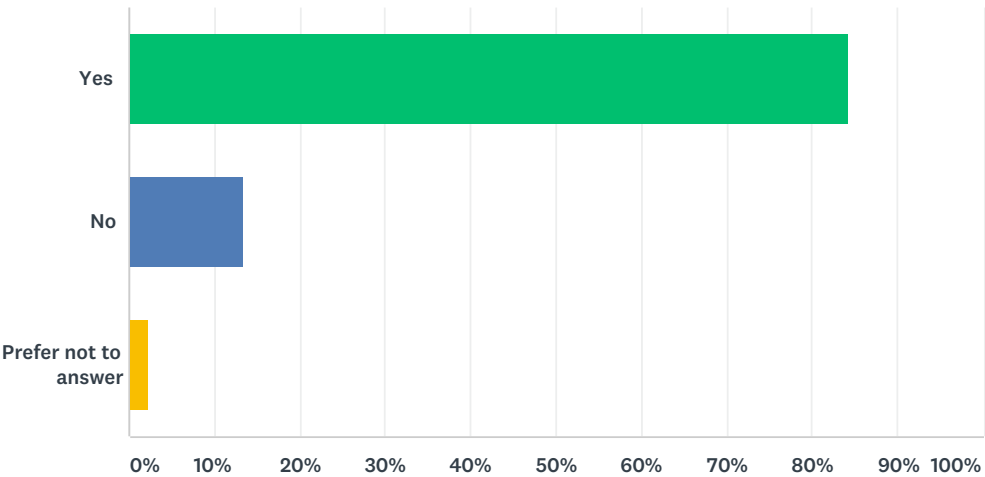
Answered: 127 Skipped: 1



ANSWER CHOICES	RESPONSES	
Yes	53.54%	68
No	39.37%	50
Prefer not to answer	7.09%	9
TOTAL		127

Q4 Do you currently reside on the Navajo Nation?

Answered: 127 Skipped: 1



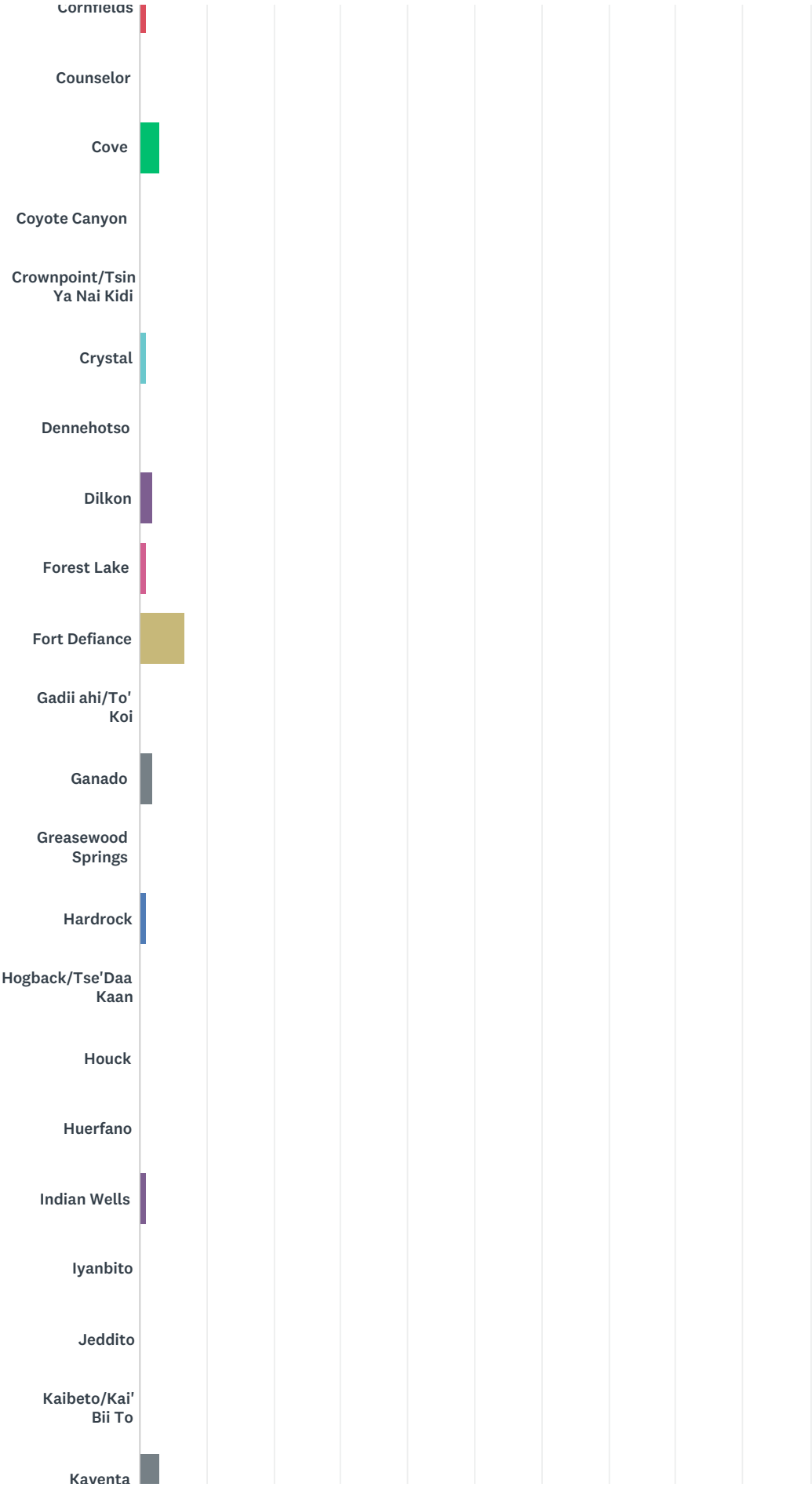
ANSWER CHOICES		RESPONSES	
Yes		84.25%	107
No		13.39%	17
Prefer not to answer		2.36%	3
TOTAL			127

Q5 If you currently reside on the Navajo Nation, in which Chapter is your home located? Please select from dropdown list.

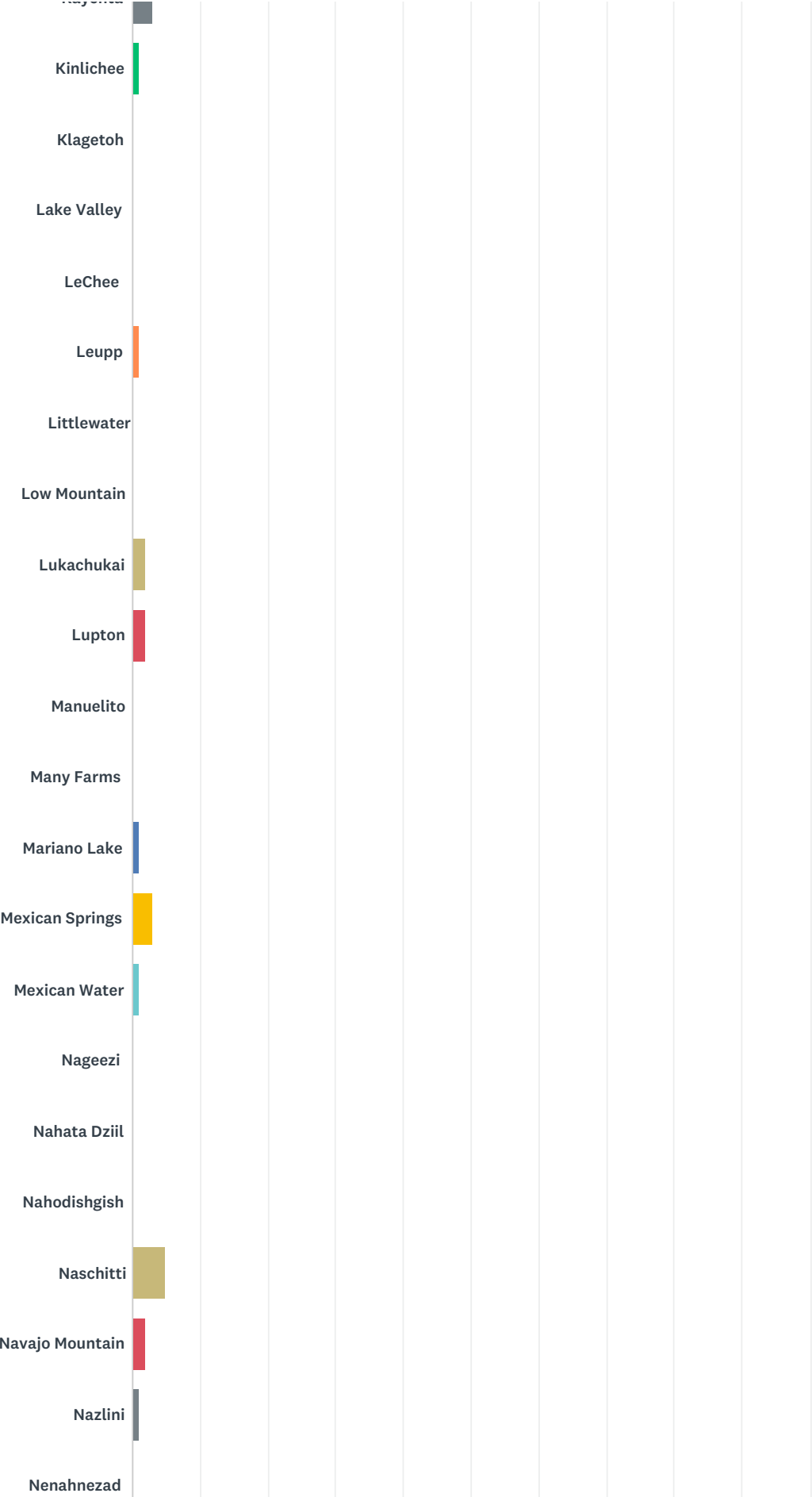
Answered: 106 Skipped: 22



Navajo Nation IRMP Community Survey



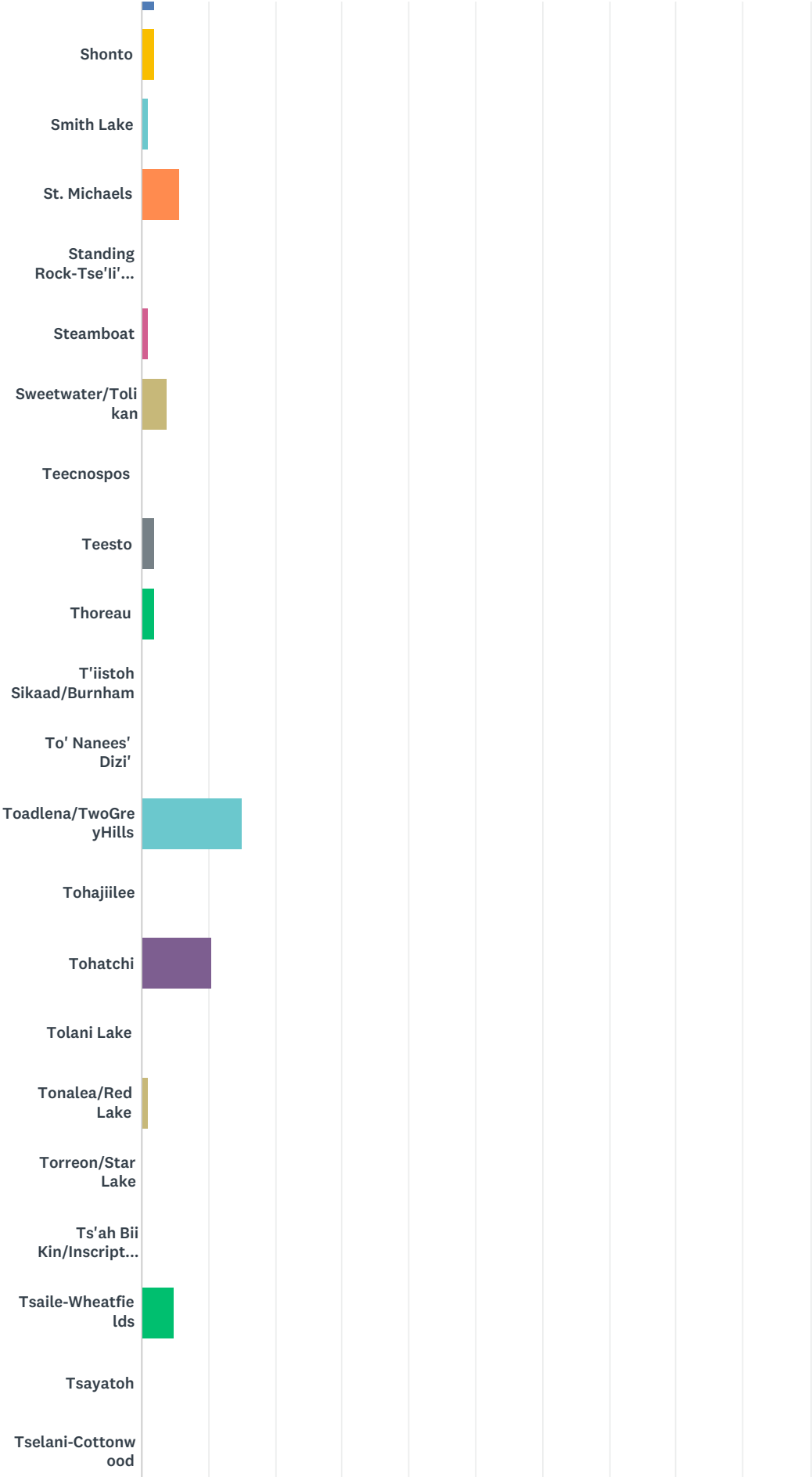
Navajo Nation IRMP Community Survey



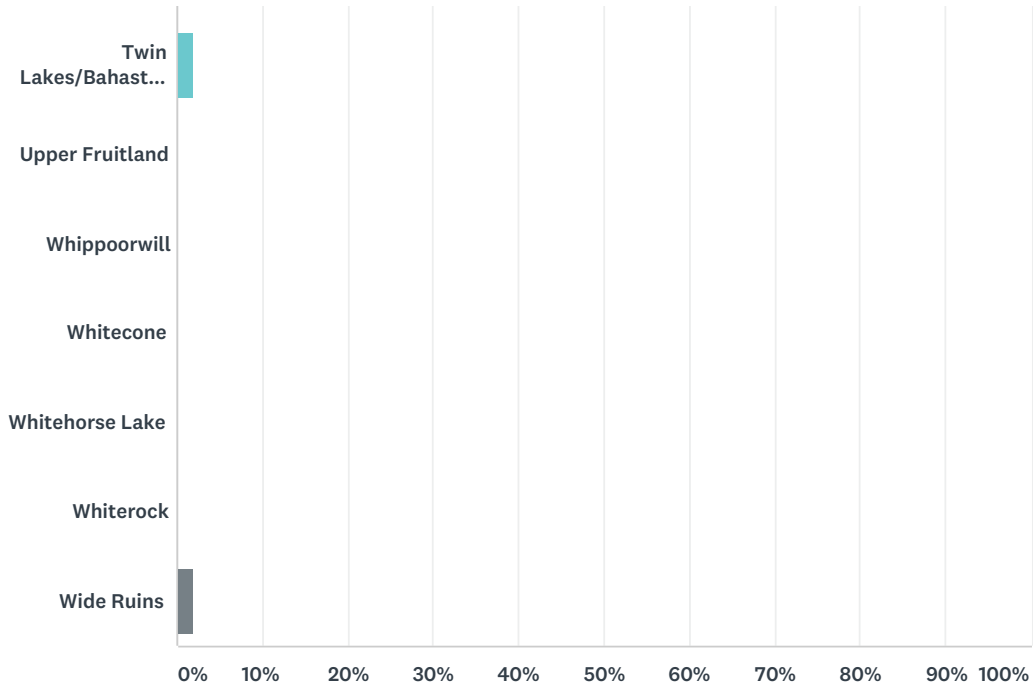
Navajo Nation IRMP Community Survey

[illegible]

Navajo Nation IRMP Community Survey



Navajo Nation IRMP Community Survey



ANSWER CHOICES	RESPONSES
Alamo	0.00% 0
Aneth	0.00% 0
Baca-Prewitt	0.00% 0
Becenti	0.00% 0
Beclabito	0.00% 0
Birdsprings/Tsidii To'ii	0.00% 0
Black Mesa	0.00% 0
Blue Gap-Tachee	0.94% 1
Bodaway-Gap	0.00% 0
Breadsprings/Baahaali	0.00% 0
Cameron	0.94% 1
Casamero Lake	0.00% 0
Chichiltah	0.00% 0
Chilchinbeto	0.00% 0
Chinle	0.00% 0
Churchrock	0.94% 1
Coalmine Canyon	0.00% 0
Coppermine	0.00% 0
Cornfields	0.94% 1
Counselor	0.00% 0

Navajo Nation IRMP Community Survey

Cove	2.83%	3
Coyote Canyon	0.00%	0
Crownpoint/Tsin Ya Nai Kidi	0.00%	0
Crystal	0.94%	1
Dennehotso	0.00%	0
Dilkon	1.89%	2
Forest Lake	0.94%	1
Fort Defiance	6.60%	7
Gadii ahi/To' Koi	0.00%	0
Ganado	1.89%	2
Greasewood Springs	0.00%	0
Hardrock	0.94%	1
Hogback/Tse'Daa Kaan	0.00%	0
Houck	0.00%	0
Huerfano	0.00%	0
Indian Wells	0.94%	1
Iyanbito	0.00%	0
Jeddito	0.00%	0
Kaibeto/Kai' Bii To	0.00%	0
Kayenta	2.83%	3
Kinlichee	0.94%	1
Klagetoh	0.00%	0
Lake Valley	0.00%	0
LeChee	0.00%	0
Leupp	0.94%	1
Littlewater	0.00%	0
Low Mountain	0.00%	0
Lukachukai	1.89%	2
Lupton	1.89%	2
Manuelito	0.00%	0
Many Farms	0.00%	0
Mariano Lake	0.94%	1
Mexican Springs	2.83%	3
Mexican Water	0.94%	1
Nageezi	0.00%	0

Navajo Nation IRMP Community Survey

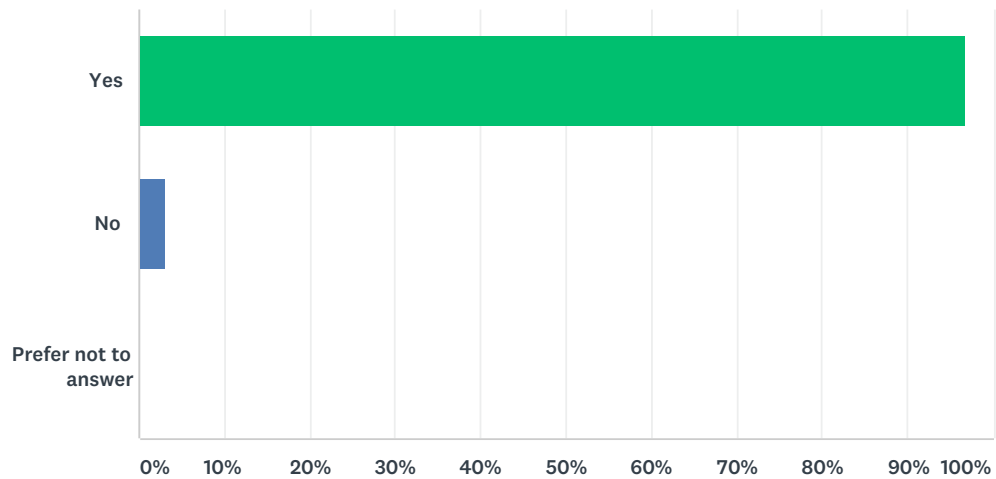
Nahata Dziil	0.00%	0
Nahodishgish	0.00%	0
Naschitti	4.72%	5
Navajo Mountain	1.89%	2
Nazlini	0.94%	1
Nenahnezad	0.00%	0
Newcomb/Tiis Nideeshgish	0.00%	0
Oak Springs	0.94%	1
Ojo Encino	0.00%	0
Oljato	0.00%	0
Pinedale	0.00%	0
Pinon	0.00%	0
Pueblo Pintado	0.00%	0
Ramah	0.00%	0
Red Lake #18	0.00%	0
Red Mesa	0.00%	0
Red Rock/Tse' Lichii'	0.94%	1
Red Valley	0.00%	0
Rock Point	0.00%	0
Rock Springs	0.00%	0
Rough Rock/Tse Ch' Izhi	0.00%	0
Round Rock	0.00%	0
San Juan	0.94%	1
Sanostee/Tsealnaozt'ii	0.94%	1
Sawmill	0.94%	1
Sheepsprings	0.00%	0
Shiprock	1.89%	2
Shonto	1.89%	2
Smith Lake	0.94%	1
St. Michaels	5.66%	6
Standing Rock-Tse'li'Ahi'	0.00%	0
Steamboat	0.94%	1
Sweetwater/Tolikan	3.77%	4
Teecnospos	0.00%	0
Teesto	1.89%	2

Navajo Nation IRMP Community Survey

Thoreau	1.89%	2
T'iistoh Sikaad/Burnham	0.00%	0
To' Nanees' Dizi'	0.00%	0
Toadlena/TwoGreyHills	15.09%	16
Tohajiilee	0.00%	0
Tohatchi	10.38%	11
Tolani Lake	0.00%	0
Tonalea/Red Lake	0.94%	1
Torreon/Star Lake	0.00%	0
Ts'ah Bii Kin/Inscription Hse	0.00%	0
Tsaile-Wheatfields	4.72%	5
Tsayatoh	0.00%	0
Tselani-Cottonwood	0.00%	0
Twin Lakes/Bahastl' aa'	1.89%	2
Upper Fruitland	0.00%	0
Whippoorwill	0.00%	0
Whitecone	0.00%	0
Whitehorse Lake	0.00%	0
Whiterock	0.00%	0
Wide Ruins	1.89%	2
TOTAL		106

Q6 Are you an enrolled member of the Navajo Nation?

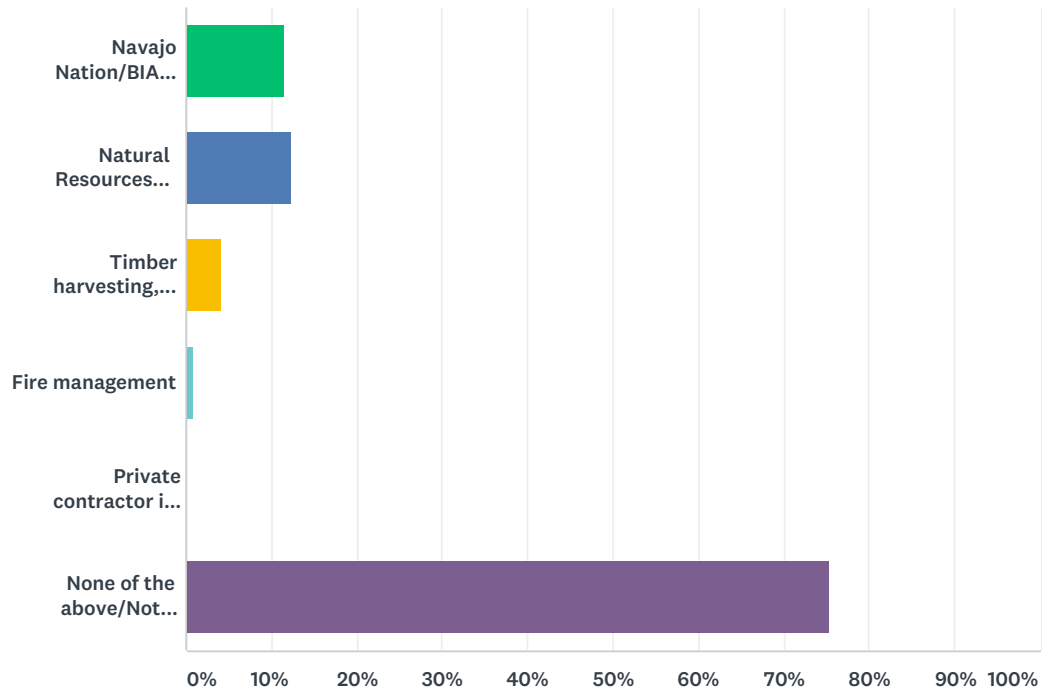
Answered: 127 Skipped: 1



ANSWER CHOICES		RESPONSES	
Yes		96.85%	123
No		3.15%	4
Prefer not to answer		0.00%	0
TOTAL			127

Q7 Are you currently or have you ever been employed in any forest or natural resource related business or agency?

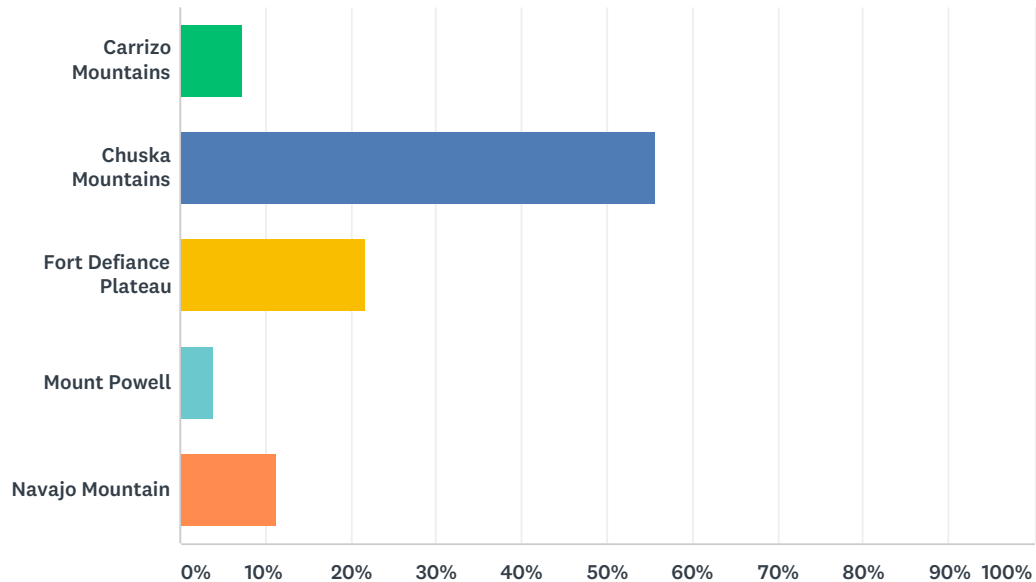
Answered: 122 Skipped: 6



ANSWER CHOICES	RESPONSES	
Navajo Nation/BIA Forestry	11.48%	14
Natural Resources program other than Forestry	12.30%	15
Timber harvesting, lumber mills, and wood products other than manufacturing	4.10%	5
Fire management	0.82%	1
Private contractor in forest areas	0.00%	0
None of the above/Not applicable	75.41%	92
Total Respondents: 122		

Q8 Of the five forestlands areas being included in the Integrated Resource Management Plan, which area is closest to your home?

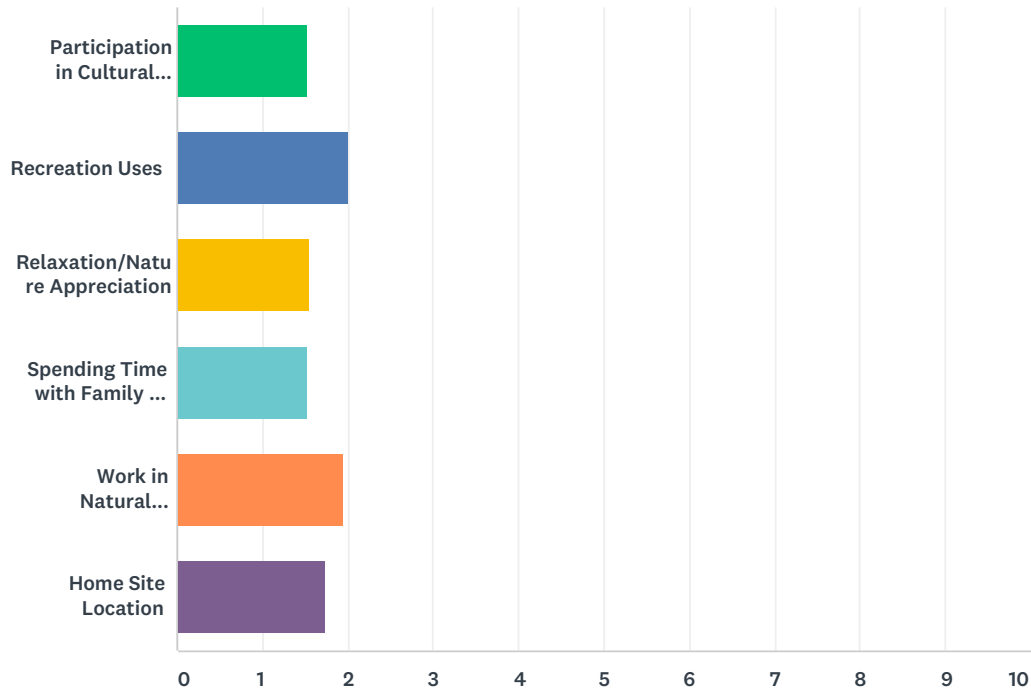
Answered: 124 Skipped: 4



ANSWER CHOICES	RESPONSES	
Carrizo Mountains	7.26%	9
Chuska Mountains	55.65%	69
Fort Defiance Plateau	21.77%	27
Mount Powell	4.03%	5
Navajo Mountain	11.29%	14
TOTAL		124

Q9 How important to you are each of the following general reasons for being in the forestlands?

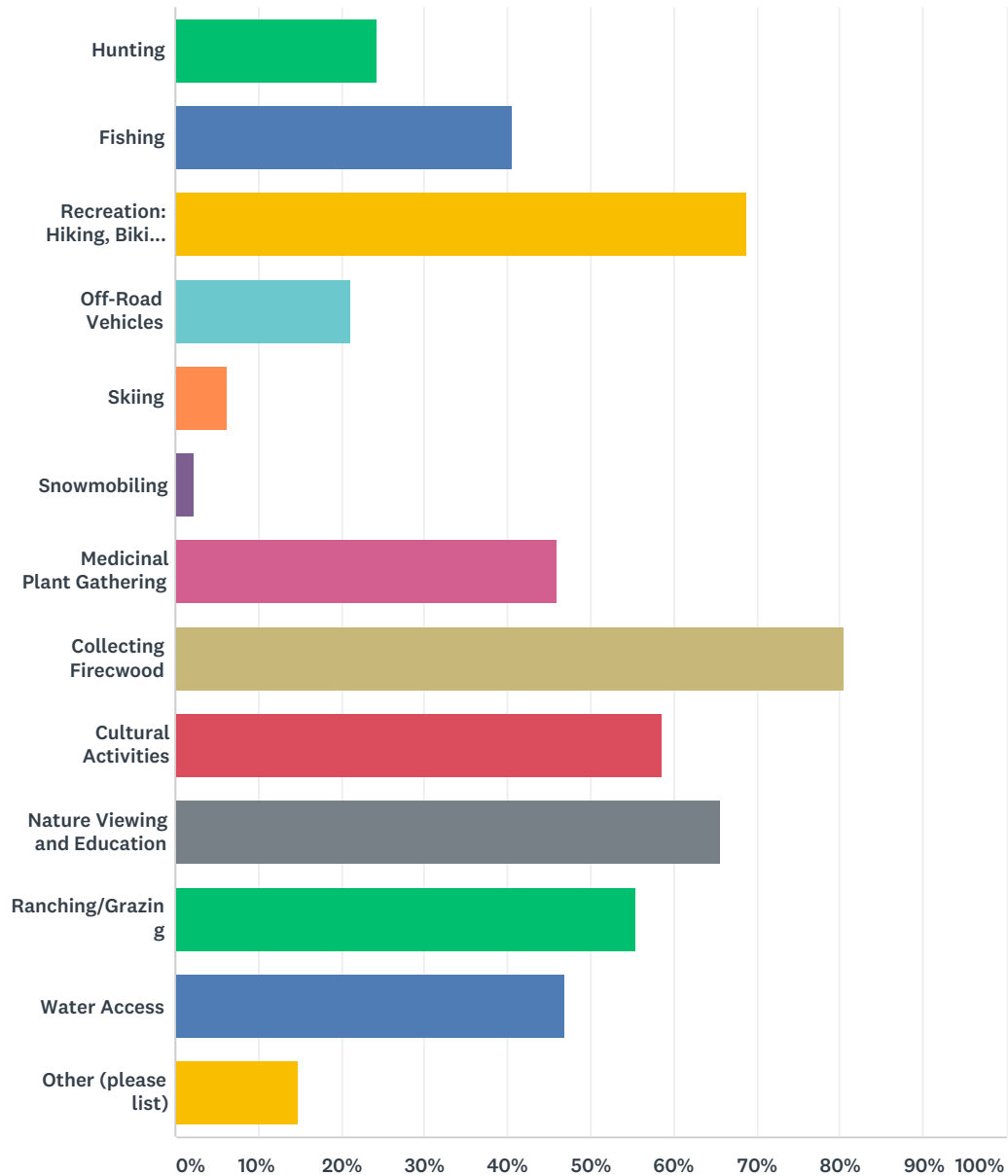
Answered: 124 Skipped: 4



	EXTREMELY IMPORTANT	IMPORTANT	OCCASIONALLY IMPORTANT	RARELY IMPORTANT	NEVER IMPORTANT	N/A	TOTAL	WEIGHTED AVERAGE
Participation in Cultural Activities, Ceremonies, and/or Traditions	61.79% 76	23.58% 29	7.32% 9	3.25% 4	0.81% 1	3.25% 4	123	1.53
Recreation Uses	30.77% 36	41.03% 48	21.37% 25	5.13% 6	0.00% 0	1.71% 2	117	2.01
Relaxation/Nature Appreciation	57.85% 70	31.40% 38	9.92% 12	0.83% 1	0.00% 0	0.00% 0	121	1.54
Spending Time with Family and Friends	57.50% 69	35.00% 42	6.67% 8	0.00% 0	0.83% 1	0.00% 0	120	1.52
Work in Natural Resource Activities	40.68% 48	30.51% 36	19.49% 23	5.08% 6	1.69% 2	2.54% 3	118	1.94
Home Site Location	55.00% 66	21.67% 26	10.83% 13	9.17% 11	0.00% 0	3.33% 4	120	1.73

Q10 Which specific activities do you participate in when you visit the forestlands? Check all that apply.

Answered: 128 Skipped: 0



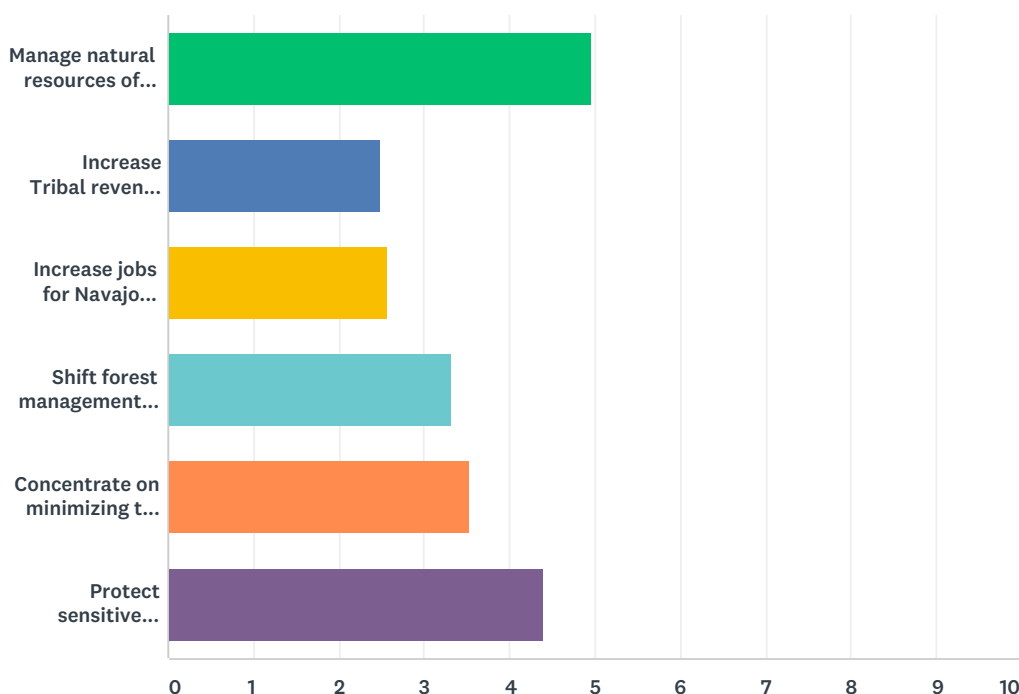
ANSWER CHOICES	RESPONSES	
Hunting	24.22%	31
Fishing	40.63%	52
Recreation: Hiking, Biking, Horseback Riding	68.75%	88
Off-Road Vehicles	21.09%	27
Skiing	6.25%	8

Navajo Nation IRMP Community Survey

Snowmobiling	2.34%	3
Medicinal Plant Gathering	46.09%	59
Collecting Firewood	80.47%	103
Cultural Activities	58.59%	75
Nature Viewing and Education	65.63%	84
Ranching/Grazing	55.47%	71
Water Access	46.88%	60
Other (please list)	14.84%	19
Total Respondents: 128		

Q11 Consider the five forestland areas and their importance to you and the Navajo Nation. Rank the following forestland management goals from 1 to 6, beginning with 1 as the MOST IMPORTANT and 6 as the LEAST IMPORTANT. Each goal should receive a specific rank; for example, there will only be one #1 ranking, only one #2 ranking, etc.

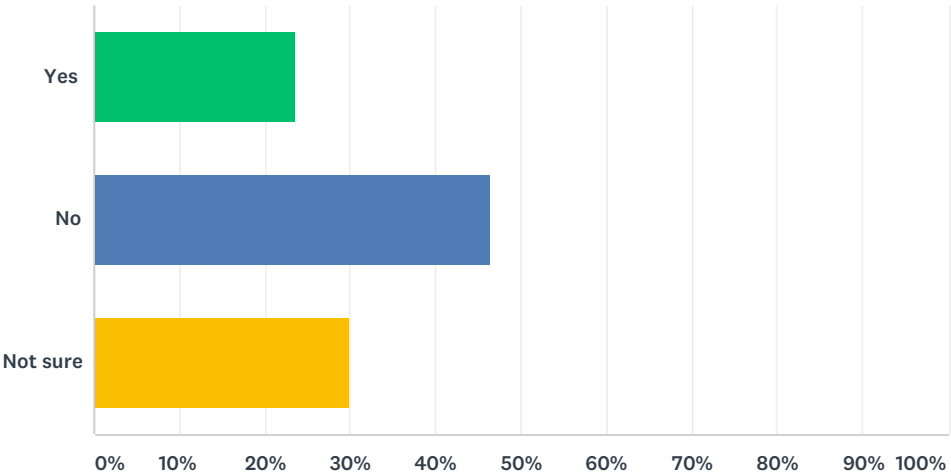
Answered: 67 Skipped: 61



	1	2	3	4	5	6	TOTAL	SCORE
Manage natural resources of the forestland areas for long-term health and sustainability for future generations	52.54% 31	22.03% 13	8.47% 5	6.78% 4	5.08% 3	5.08% 3	59	4.95
Increase Tribal revenue through development of different uses of our forestlands	6.56% 4	6.56% 4	6.56% 4	21.31% 13	27.87% 17	31.15% 19	61	2.49
Increase jobs for Navajo Nation members	10.00% 6	5.00% 3	8.33% 5	20.00% 12	23.33% 14	33.33% 20	60	2.58
Shift forest management focus to a multi-use management strategy	1.64% 1	13.11% 8	34.43% 21	26.23% 16	16.39% 10	8.20% 5	61	3.33
Concentrate on minimizing the negative effects of forestry practices and timber harvests	4.92% 3	21.31% 13	29.51% 18	21.31% 13	13.11% 8	9.84% 6	61	3.54
Protect sensitive cultural and natural resources	29.69% 19	32.81% 21	14.06% 9	4.69% 3	7.81% 5	10.94% 7	64	4.39

Q12 Do you think the forestlands should be allowed to return to their natural state with no management or fire suppression strategies?

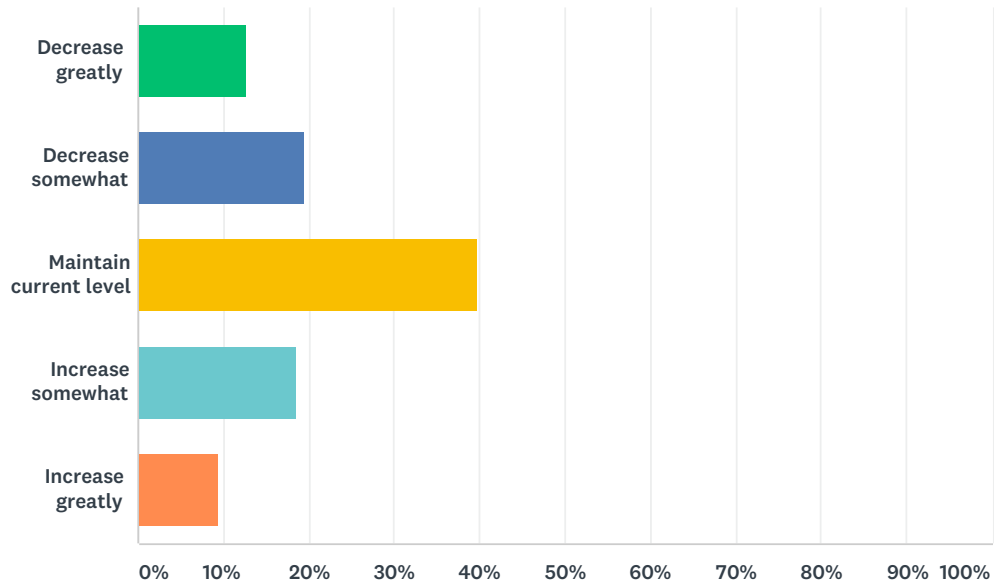
Answered: 127 Skipped: 1



ANSWER CHOICES	RESPONSES	
Yes	23.62%	30
No	46.46%	59
Not sure	29.92%	38
TOTAL		127

Q13 Do you think the Navajo Nation should work to decrease, increase or maintain the current level of timber harvests?

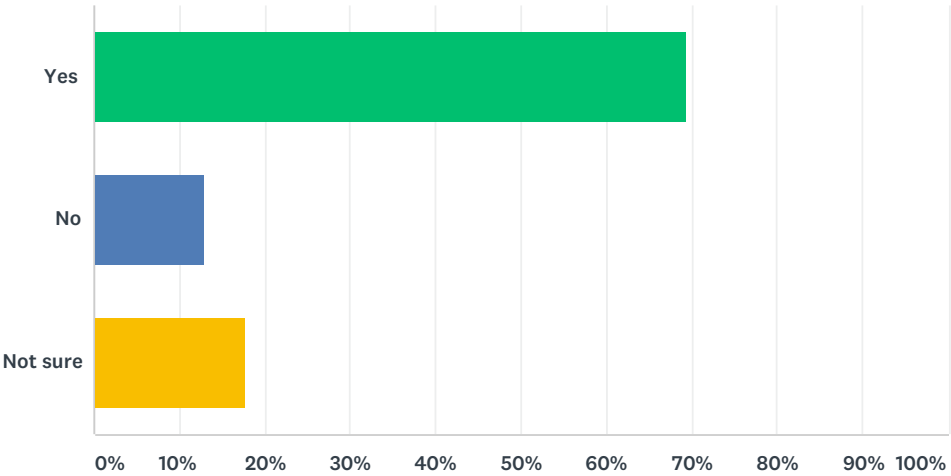
Answered: 118 Skipped: 10



ANSWER CHOICES	RESPONSES	
Decrease greatly	12.71%	15
Decrease somewhat	19.49%	23
Maintain current level	39.83%	47
Increase somewhat	18.64%	22
Increase greatly	9.32%	11
TOTAL		118

Q14 Should the Forestry Department use prescribed burns as a means of forest management to reduce fuel buildup and to maintain forest health?

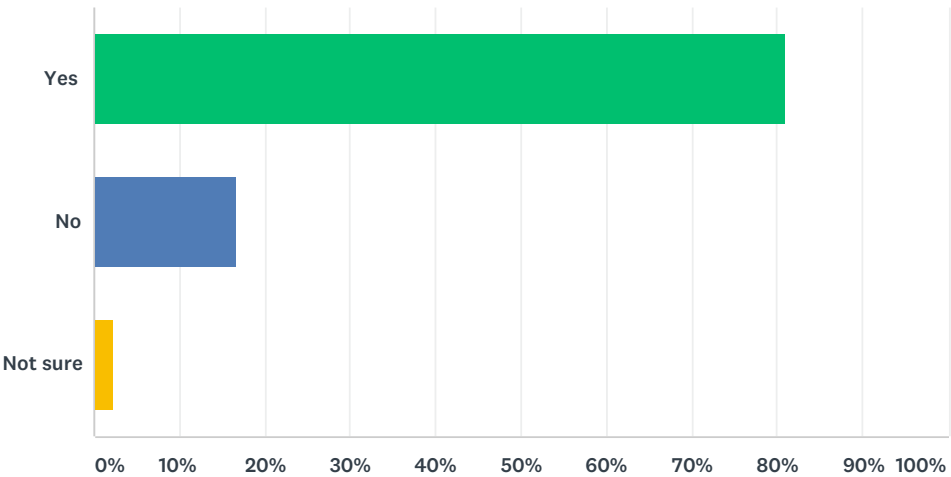
Answered: 124 Skipped: 4



ANSWER CHOICES	RESPONSES	
Yes	69.35%	86
No	12.90%	16
Not sure	17.74%	22
TOTAL		124

Q15 Do you collect firewood for your home from the forestlands areas?

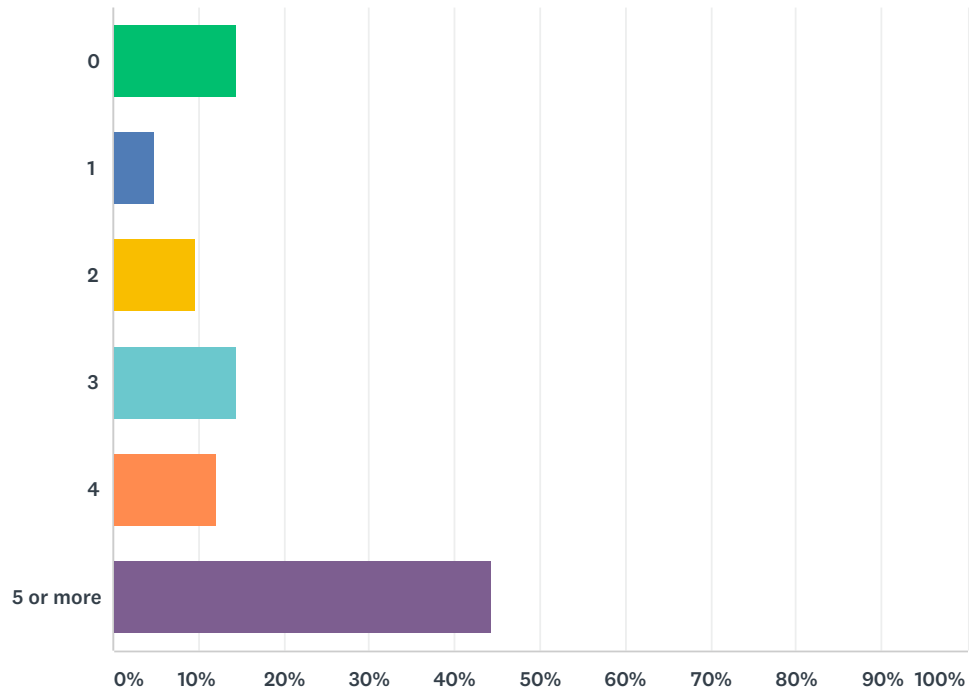
Answered: 126 Skipped: 2



ANSWER CHOICES		RESPONSES	
Yes		80.95%	102
No		16.67%	21
Not sure		2.38%	3
TOTAL			126

Q16 How many cords of woods do you collect each year?

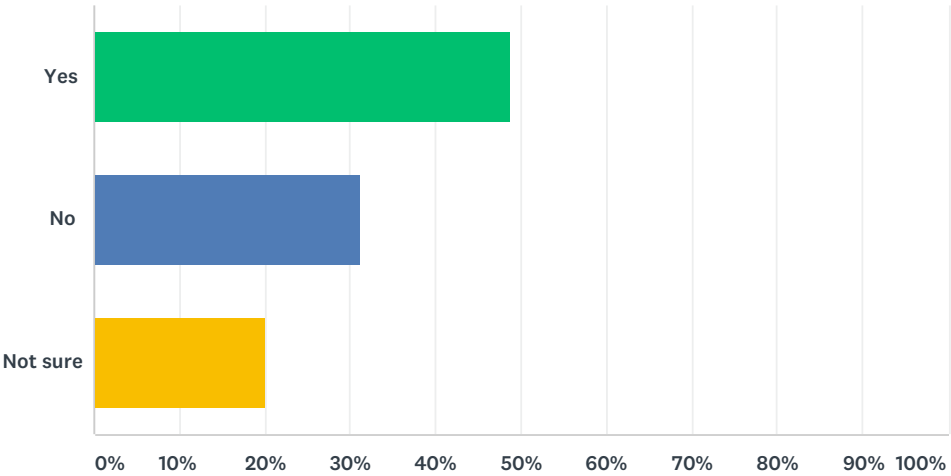
Answered: 124 Skipped: 4



ANSWER CHOICES	RESPONSES	
0	14.52%	18
1	4.84%	6
2	9.68%	12
3	14.52%	18
4	12.10%	15
5 or more	44.35%	55
TOTAL		124

Q17 Have natural resource activities in the forestlands, such as mining, timber harvests, or others, ever caused an issue for you with air quality?

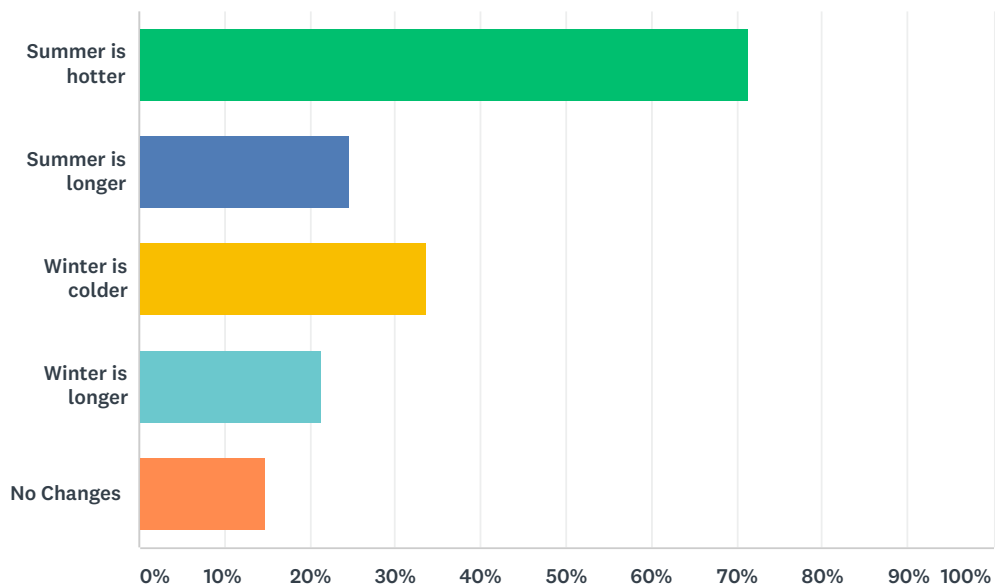
Answered: 125 Skipped: 3



ANSWER CHOICES		RESPONSES	
Yes		48.80%	61
No		31.20%	39
Not sure		20.00%	25
TOTAL			125

Q18 Over time, have you observed changes to the seasons on the Navajo Nation? Check all that apply.

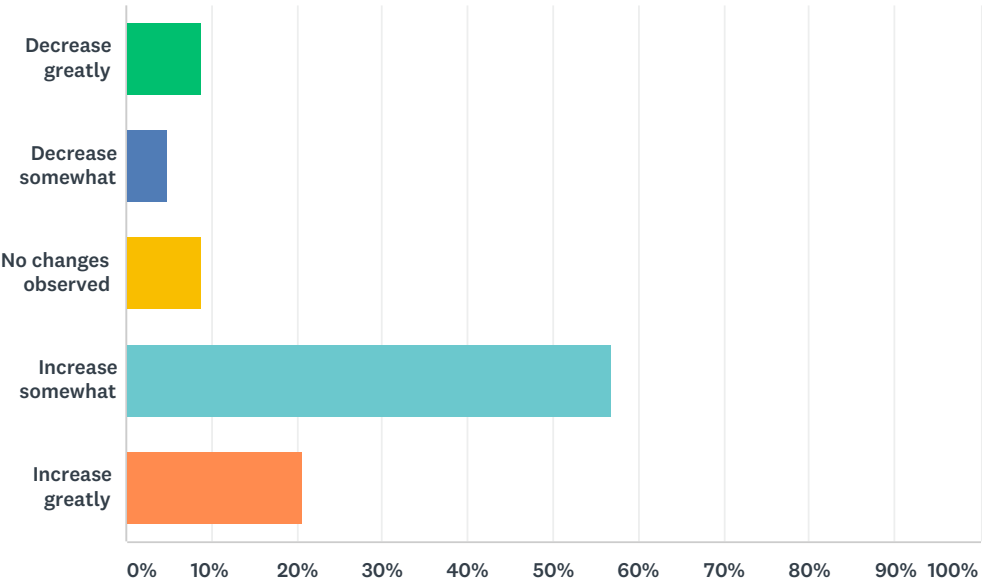
Answered: 122 Skipped: 6



ANSWER CHOICES	RESPONSES	
Summer is hotter	71.31%	87
Summer is longer	24.59%	30
Winter is colder	33.61%	41
Winter is longer	21.31%	26
No Changes	14.75%	18
Total Respondents: 122		

Q19 Over time, have you observed changes in seasonal temperatures in your area?

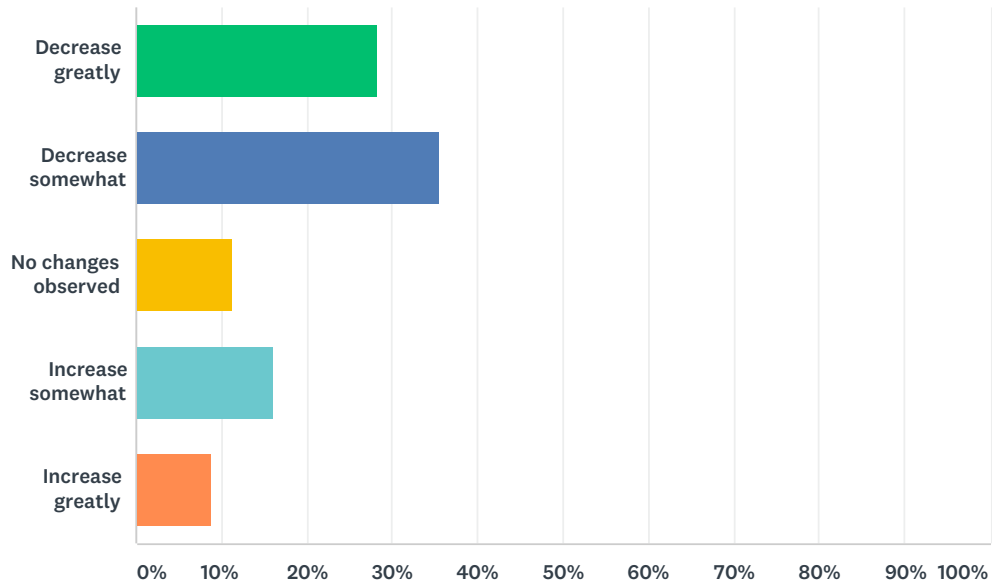
Answered: 125 Skipped: 3



ANSWER CHOICES	RESPONSES	
Decrease greatly	8.80%	11
Decrease somewhat	4.80%	6
No changes observed	8.80%	11
Increase somewhat	56.80%	71
Increase greatly	20.80%	26
TOTAL		125

Q20 Over time, have you observed changes in annual precipitation in your area?

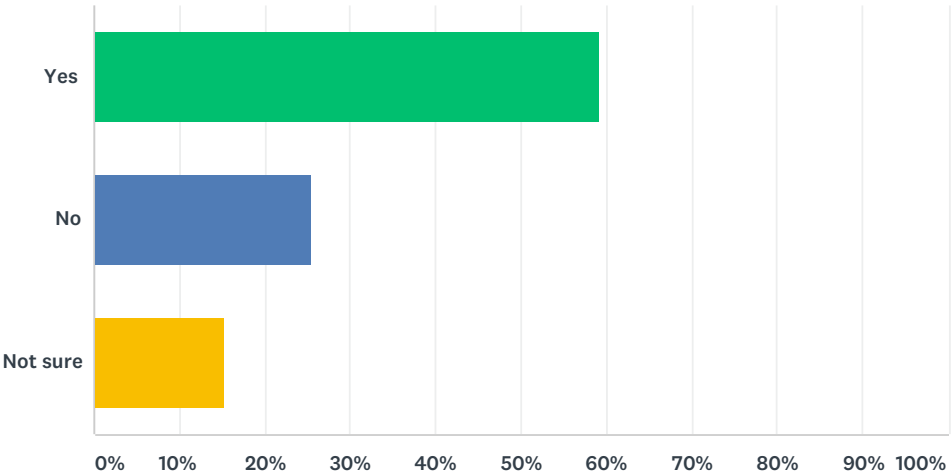
Answered: 124 Skipped: 4



ANSWER CHOICES	RESPONSES	
Decrease greatly	28.23%	35
Decrease somewhat	35.48%	44
No changes observed	11.29%	14
Increase somewhat	16.13%	20
Increase greatly	8.87%	11
TOTAL		124

Q21 Do you have sufficient potable water for you, your family, and your business needs?

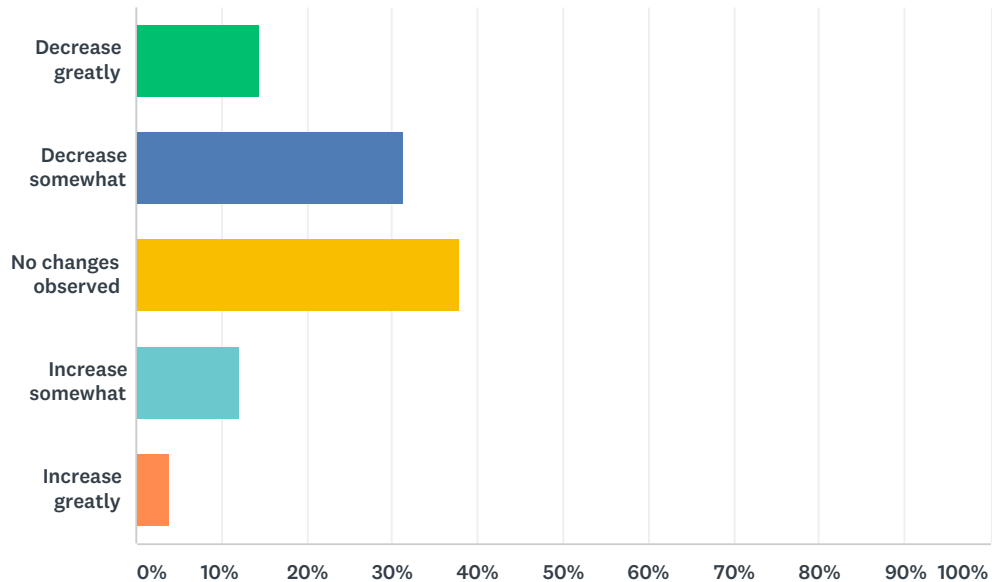
Answered: 125 Skipped: 3



ANSWER CHOICES	RESPONSES	
Yes	59.20%	74
No	25.60%	32
Not sure	15.20%	19
TOTAL		125

Q22 Over time, have you observed changes in the amount of water available to your home and/or business in your area?

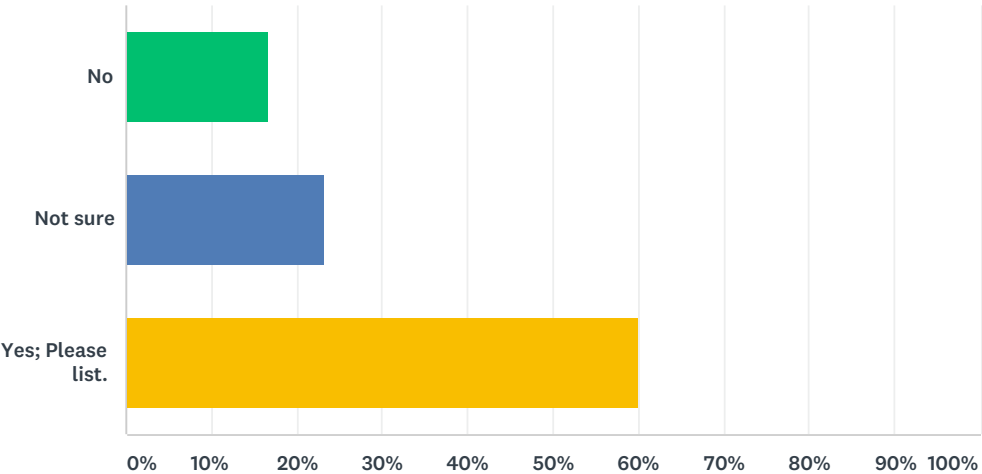
Answered: 124 Skipped: 4



ANSWER CHOICES	RESPONSES	
Decrease greatly	14.52%	18
Decrease somewhat	31.45%	39
No changes observed	37.90%	47
Increase somewhat	12.10%	15
Increase greatly	4.03%	5
TOTAL		124

Q23 Do you have concerns about the water quality in your area? Please list.

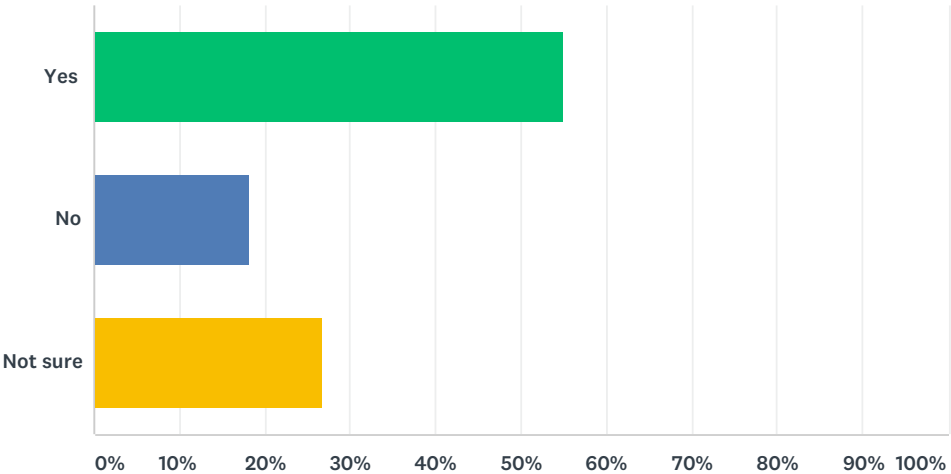
Answered: 125 Skipped: 3



ANSWER CHOICES		RESPONSES	
No		16.80%	21
Not sure		23.20%	29
Yes; Please list.		60.00%	75
TOTAL			125

Q24 Should water delivery infrastructure be developed in the forestland areas?

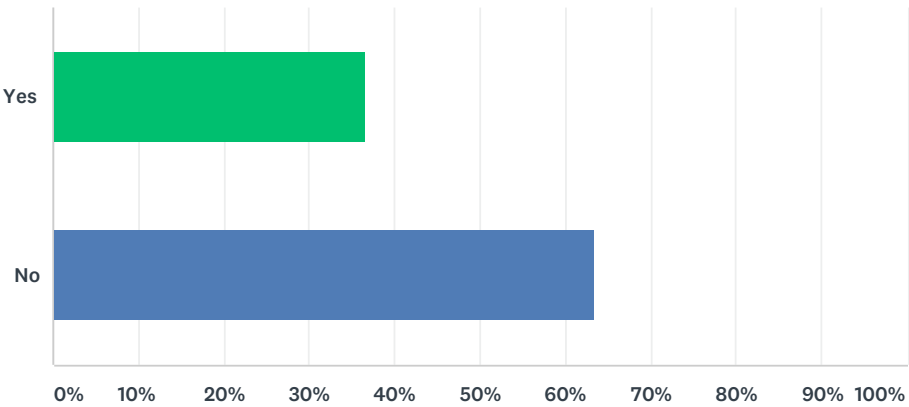
Answered: 127 Skipped: 1



ANSWER CHOICES		RESPONSES	
Yes		55.12%	70
No		18.11%	23
Not sure		26.77%	34
TOTAL			127

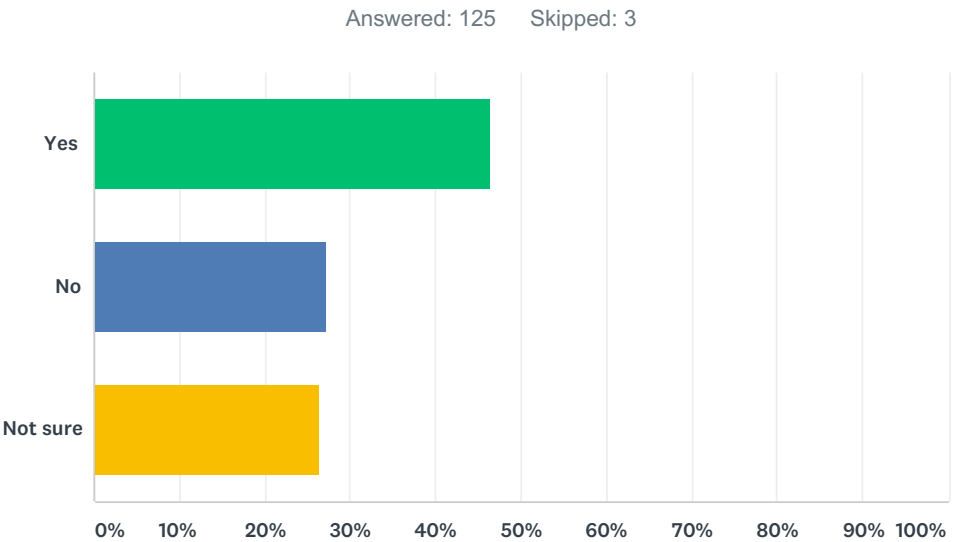
Q25 Is fishing in the forestlands a source of food for you and your family?

Answered: 126 Skipped: 2



ANSWER CHOICES		RESPONSES	
Yes		36.51%	46
No		63.49%	80
TOTAL			126

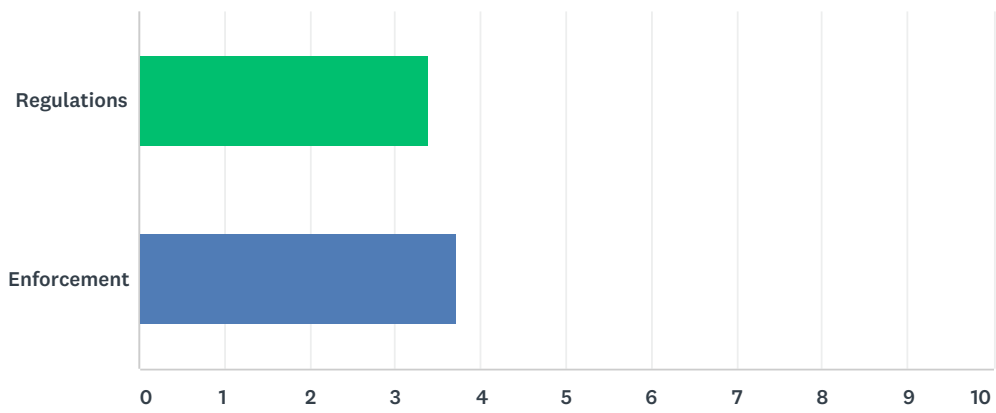
Q26 Should the forestlands areas be developed for fishing?



ANSWER CHOICES	RESPONSES	
Yes	46.40%	58
No	27.20%	34
Not sure	26.40%	33
TOTAL		125

Q27 How should the Navajo Nation regulate fishing in the forestlands areas?

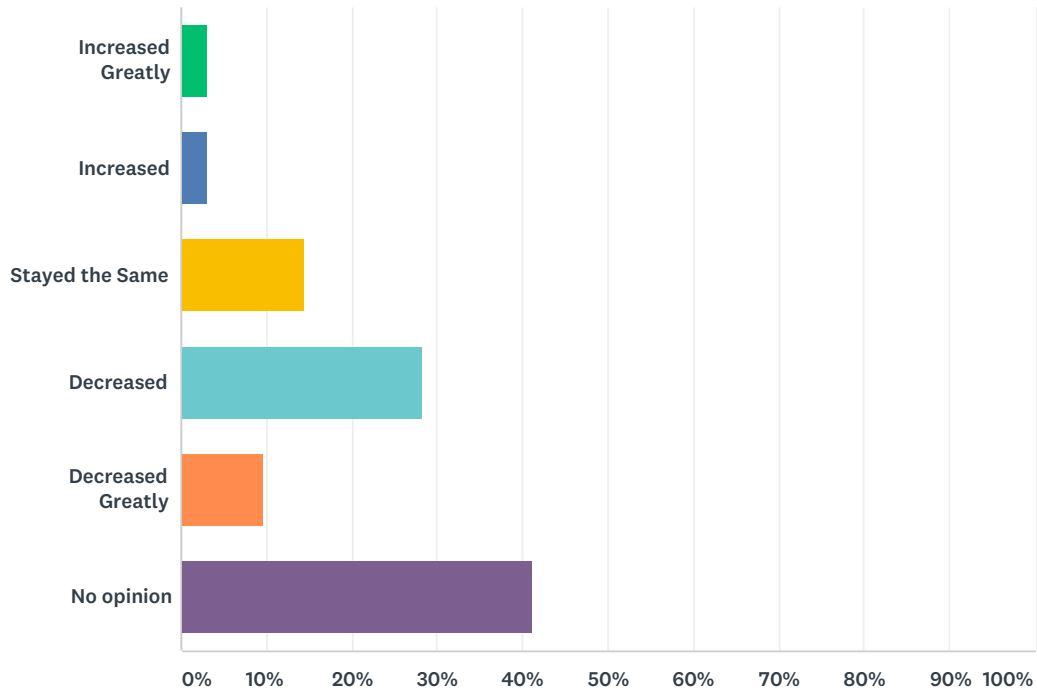
Answered: 124 Skipped: 4



	DECREASE GREATLY	DECREASE SOMEWHAT	NO CHANGES OBSERVED	INCREASE SOMEWHAT	INCREASE GREATLY	TOTAL	WEIGHTED AVERAGE
Regulations	8.13% 10	4.07% 5	43.09% 53	30.89% 38	13.82% 17	123	3.38
Enforcement	4.63% 5	2.78% 3	30.56% 33	38.89% 42	23.15% 25	108	3.73

Q28 Do you think the fish population has increased, decreased or stayed the same in the forestlands in the last 10 years?

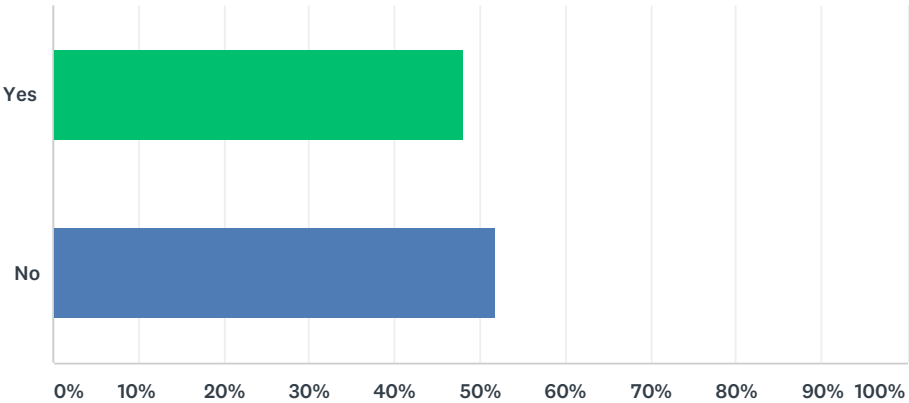
Answered: 124 Skipped: 4



ANSWER CHOICES	RESPONSES	
Increased Greatly	3.23%	4
Increased	3.23%	4
Stayed the Same	14.52%	18
Decreased	28.23%	35
Decreased Greatly	9.68%	12
No opinion	41.13%	51
TOTAL		124

Q29 Is hunting in the forestlands a source of food for you and your family?

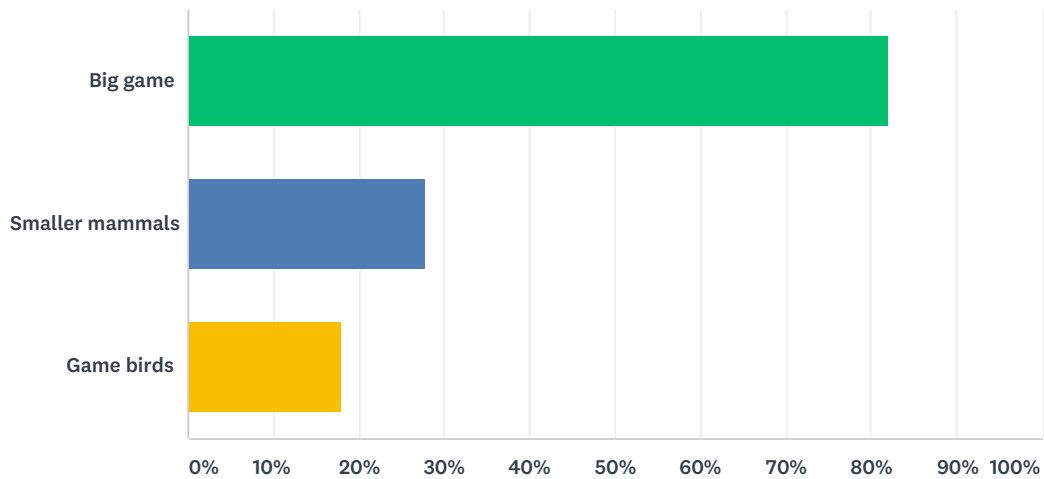
Answered: 127 Skipped: 1



ANSWER CHOICES		RESPONSES	
Yes		48.03%	61
No		51.97%	66
TOTAL			127

Q30 For which animal(s), do you hunt? Check all that apply.

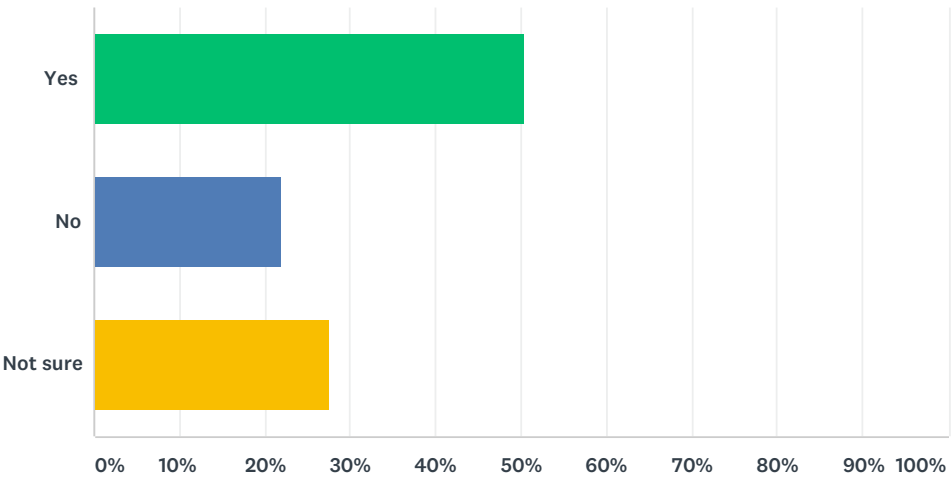
Answered: 72 Skipped: 56



ANSWER CHOICES	RESPONSES	
Big game	81.94%	59
Smaller mammals	27.78%	20
Game birds	18.06%	13
Total Respondents: 72		

Q31 Should the forestlands areas be developed for hunting?

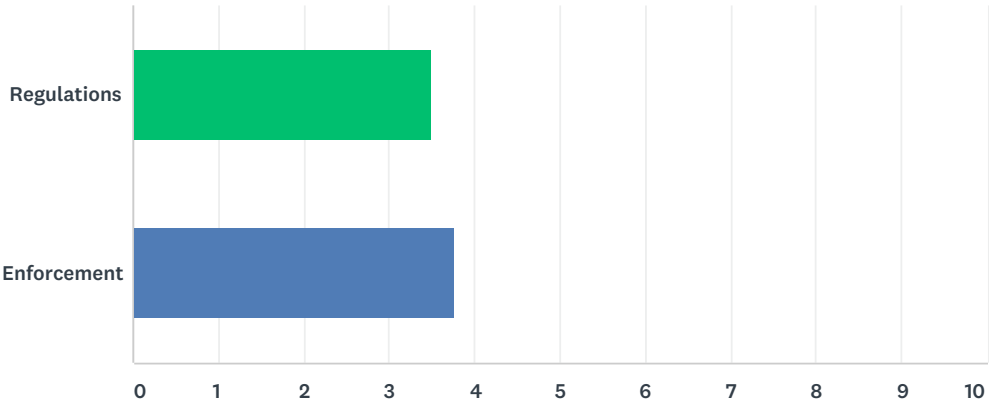
Answered: 127 Skipped: 1



ANSWER CHOICES		RESPONSES	
Yes		50.39%	64
No		22.05%	28
Not sure		27.56%	35
TOTAL			127

Q32 How should the Navajo Nation regulate hunting in the forestlands areas?

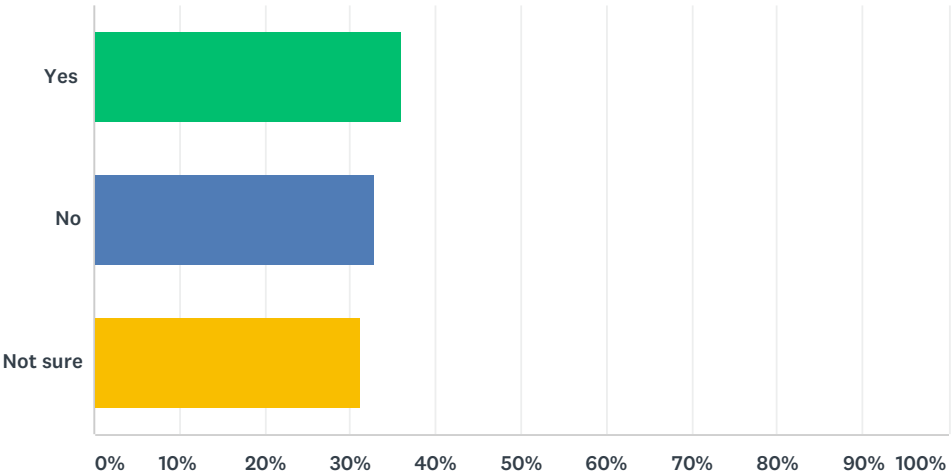
Answered: 123 Skipped: 5



	DECREASE GREATLY	DECREASE SOMEWHAT	NO CHANGES OBSERVED	INCREASE SOMEWHAT	INCREASE GREATLY	TOTAL	WEIGHTED AVERAGE
Regulations	6.56% 8	9.02% 11	32.79% 40	31.15% 38	20.49% 25	122	3.50
Enforcement	7.08% 8	3.54% 4	28.32% 32	28.32% 32	32.74% 37	113	3.76

Q33 Do you think the forestlands adequately support the wildlife species that are important to you?

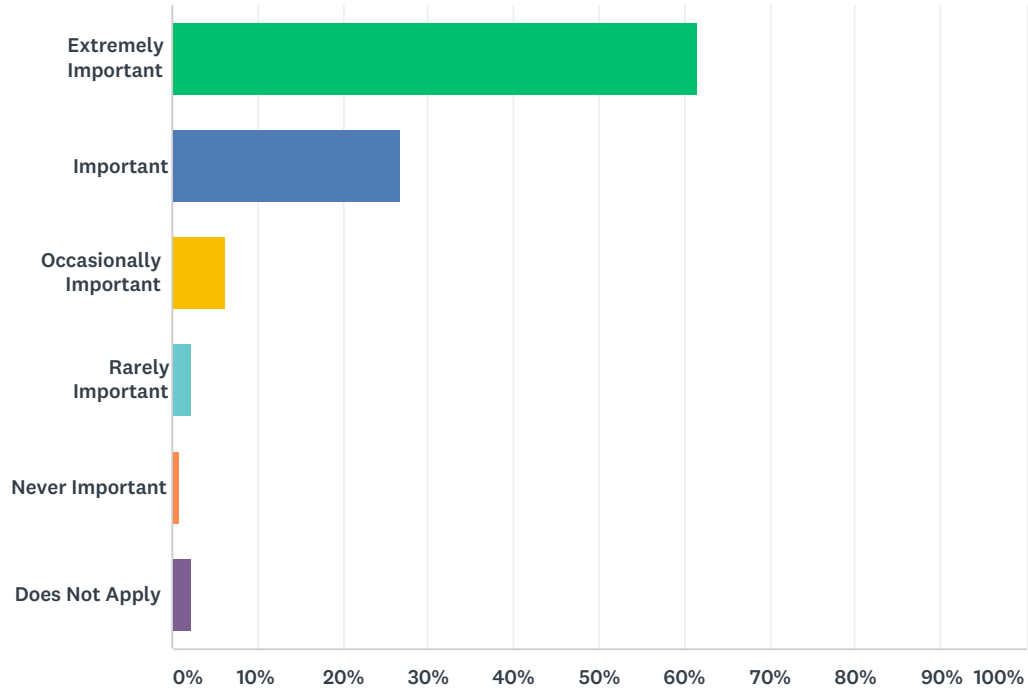
Answered: 125 Skipped: 3



ANSWER CHOICES		RESPONSES	
Yes		36.00%	45
No		32.80%	41
Not sure		31.20%	39
TOTAL			125

Q34 How important do you think it is for the Navajo Nation to monitor wildlife populations, habitat conditions and harvest data in the forestlands?

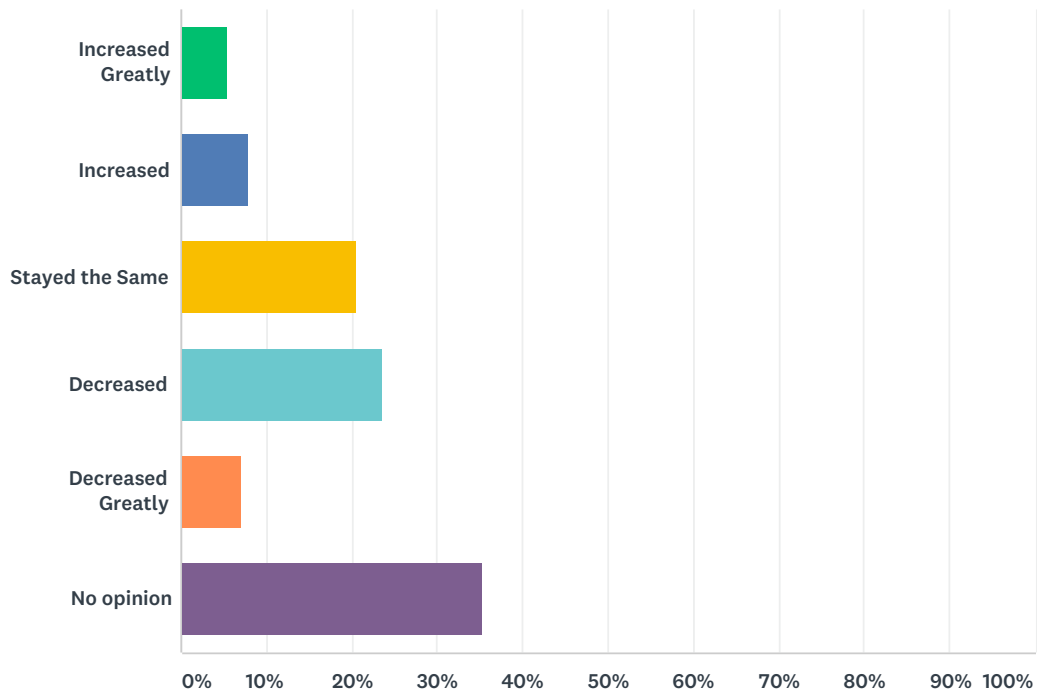
Answered: 127 Skipped: 1



ANSWER CHOICES	RESPONSES	
Extremely Important	61.42%	78
Important	26.77%	34
Occasionally Important	6.30%	8
Rarely Important	2.36%	3
Never Important	0.79%	1
Does Not Apply	2.36%	3
TOTAL		127

Q35 Do you think the population of animals that you hunt has increased, decreased or stayed the same in the forestlands in the last 10 years?

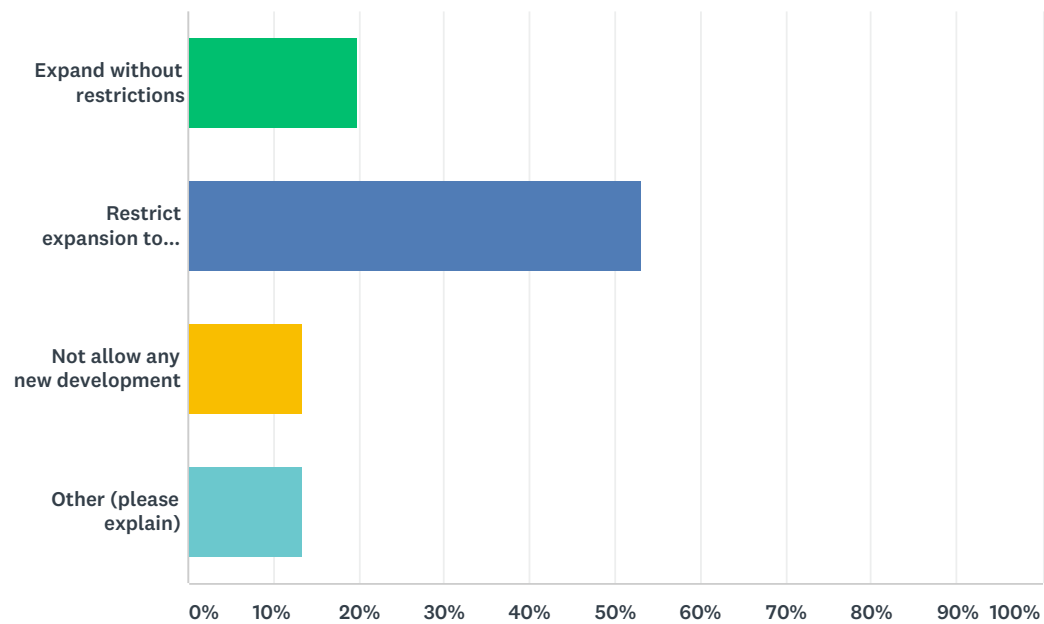
Answered: 127 Skipped: 1



ANSWER CHOICES	RESPONSES	
Increased Greatly	5.51%	7
Increased	7.87%	10
Stayed the Same	20.47%	26
Decreased	23.62%	30
Decreased Greatly	7.09%	9
No opinion	35.43%	45
TOTAL		127

Q36 How do you think the Navajo Nation should manage home site development within the forestlands?

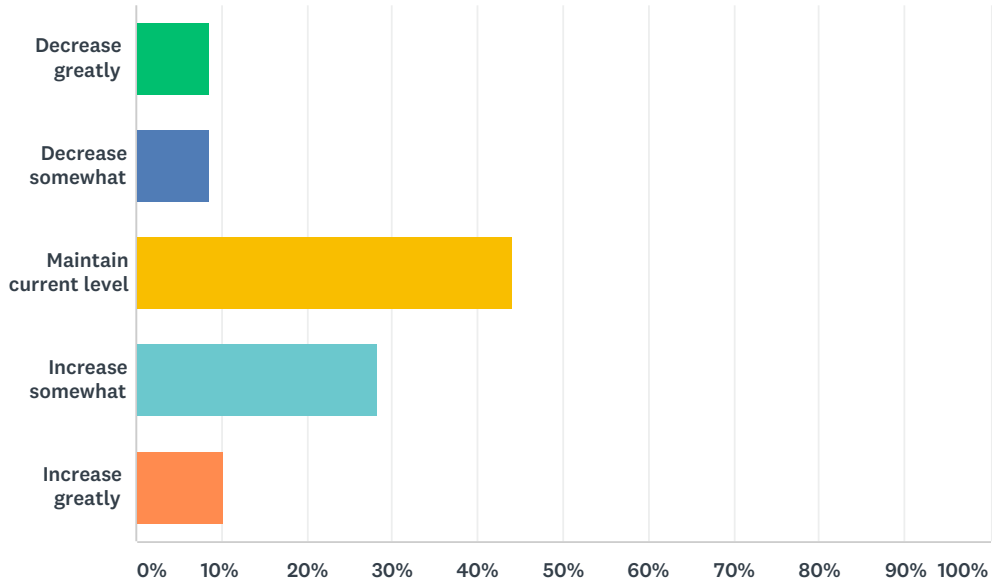
Answered: 126 Skipped: 2



ANSWER CHOICES	RESPONSES	
Expand without restrictions	19.84%	25
Restrict expansion to certain designated areas	53.17%	67
Not allow any new development	13.49%	17
Other (please explain)	13.49%	17
TOTAL		126

Q37 Do you think access to the forestlands areas for individual recreation uses (hiking, biking, camping, etc.) should be decreased, increased or maintained at the current levels?

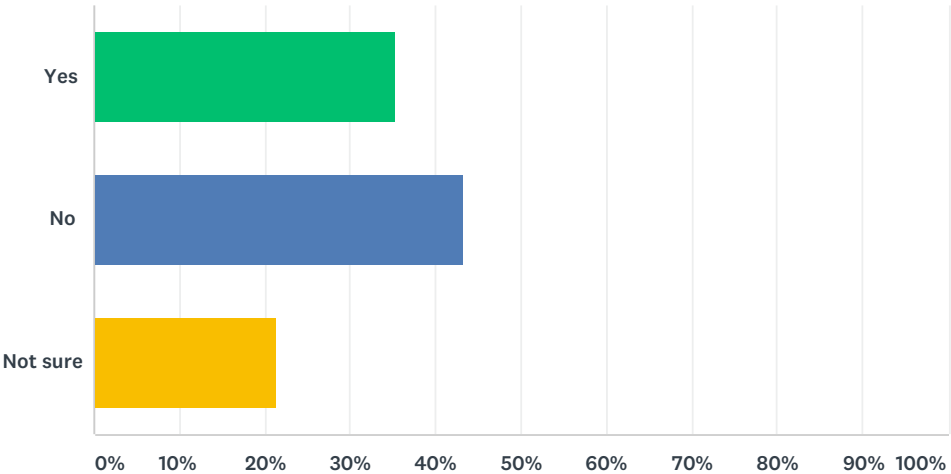
Answered: 127 Skipped: 1



ANSWER CHOICES	RESPONSES	
Decrease greatly	8.66%	11
Decrease somewhat	8.66%	11
Maintain current level	44.09%	56
Increase somewhat	28.35%	36
Increase greatly	10.24%	13
TOTAL		127

Q38 Do you think the Navajo Nation should allow businesses to develop recreational tourism opportunities in designated areas of the forest?

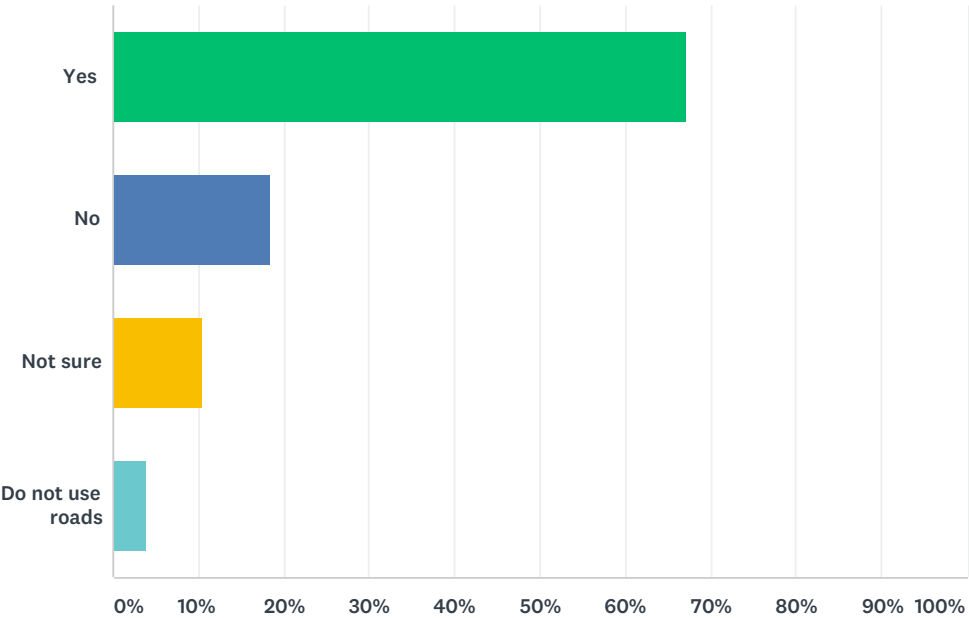
Answered: 127 Skipped: 1



ANSWER CHOICES		RESPONSES	
Yes		35.43%	45
No		43.31%	55
Not sure		21.26%	27
TOTAL			127

Q39 Do the primary roads in the forestlands areas allow you to access the areas you desire?

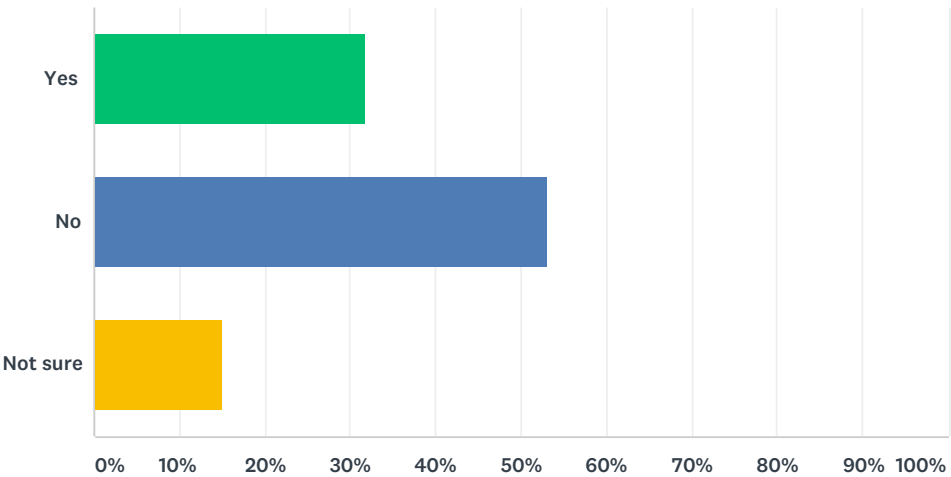
Answered: 125 Skipped: 3



ANSWER CHOICES	RESPONSES	
Yes	67.20%	84
No	18.40%	23
Not sure	10.40%	13
Do not use roads	4.00%	5
TOTAL		125

Q40 Should old logging roads be opened for recreational activities?

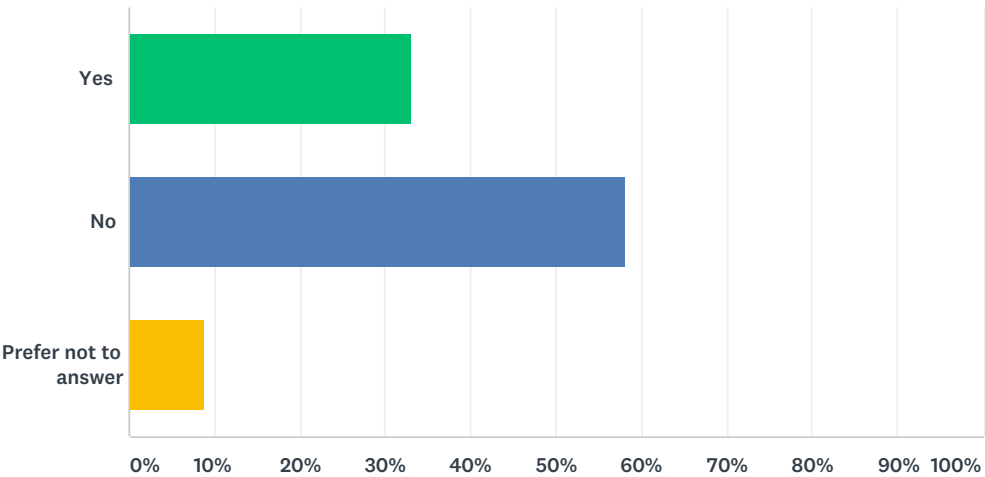
Answered: 126 Skipped: 2



ANSWER CHOICES		RESPONSES	
Yes		31.75%	40
No		53.17%	67
Not sure		15.08%	19
TOTAL			126

Q41 Do you graze cattle on the forestlands?

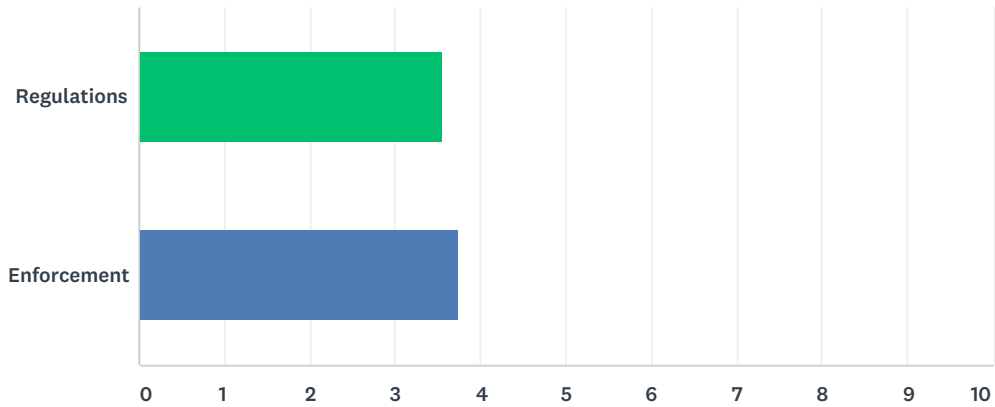
Answered: 124 Skipped: 4



ANSWER CHOICES		RESPONSES	
Yes		33.06%	41
No		58.06%	72
Prefer not to answer		8.87%	11
TOTAL			124

Q42 How should the Navajo Nation regulate grazing in forestlands areas?

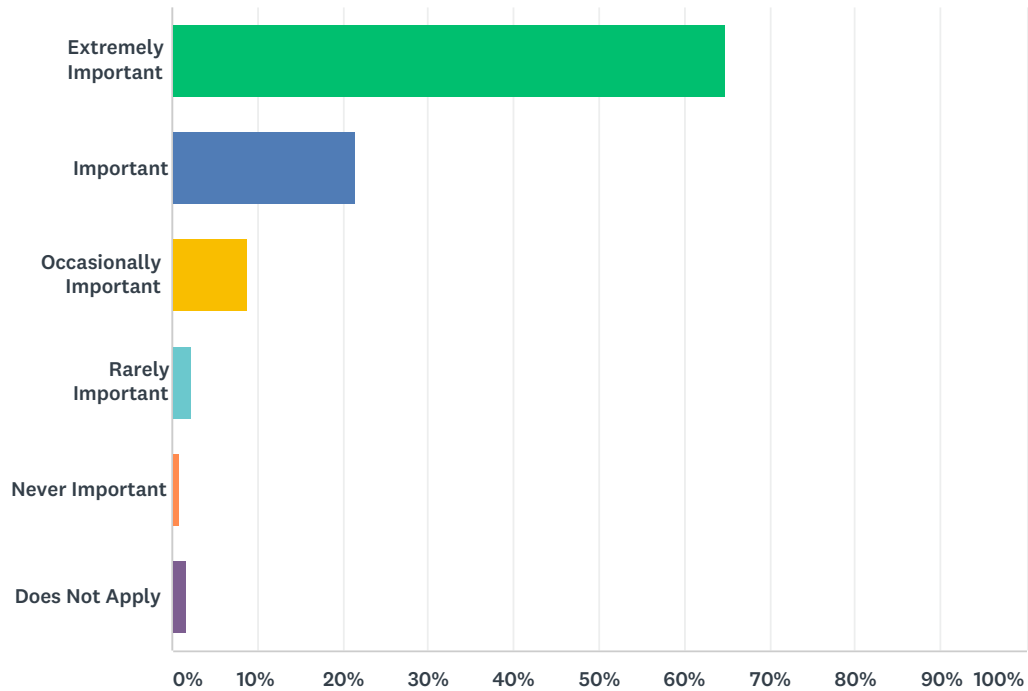
Answered: 122 Skipped: 6



	DECREASE GREATLY	DECREASE SOMEWHAT	NO CHANGES OBSERVED	INCREASE SOMEWHAT	INCREASE GREATLY	TOTAL	WEIGHTED AVERAGE
Regulations	5.83% 7	9.17% 11	31.67% 38	30.83% 37	22.50% 27	120	3.55
Enforcement	4.72% 5	6.60% 7	27.36% 29	32.08% 34	29.25% 31	106	3.75

Q43 How important is it to you that cultural resources are protected in the forestlands?

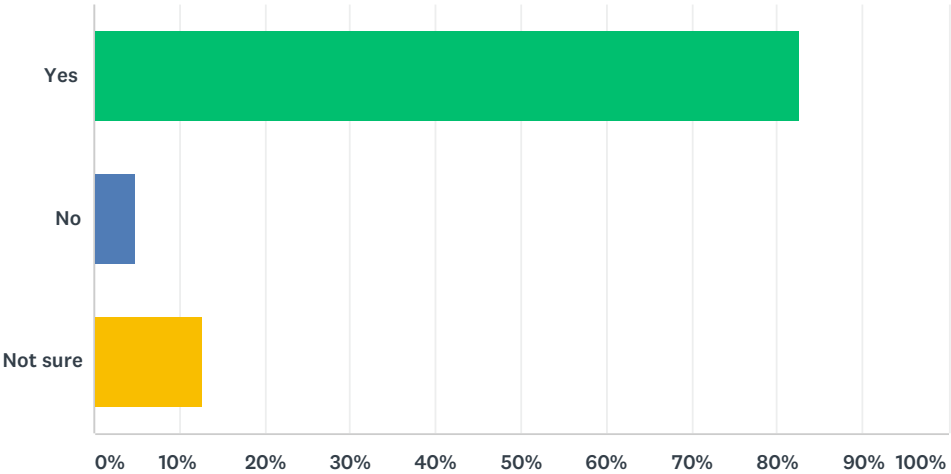
Answered: 125 Skipped: 3



ANSWER CHOICES	RESPONSES	
Extremely Important	64.80%	81
Important	21.60%	27
Occasionally Important	8.80%	11
Rarely Important	2.40%	3
Never Important	0.80%	1
Does Not Apply	1.60%	2
TOTAL		125

Q44 Should the Forestry Department do more to prevent soil erosion ?

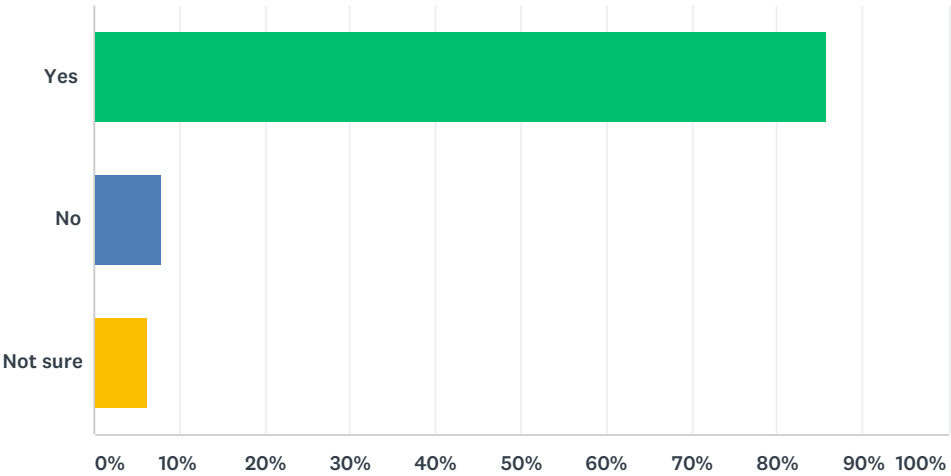
Answered: 126 Skipped: 2



ANSWER CHOICES		RESPONSES	
Yes		82.54%	104
No		4.76%	6
Not sure		12.70%	16
TOTAL			126

Q45 Should the Forestry Department have policies and plans to address waste dumping within the forestlands area?

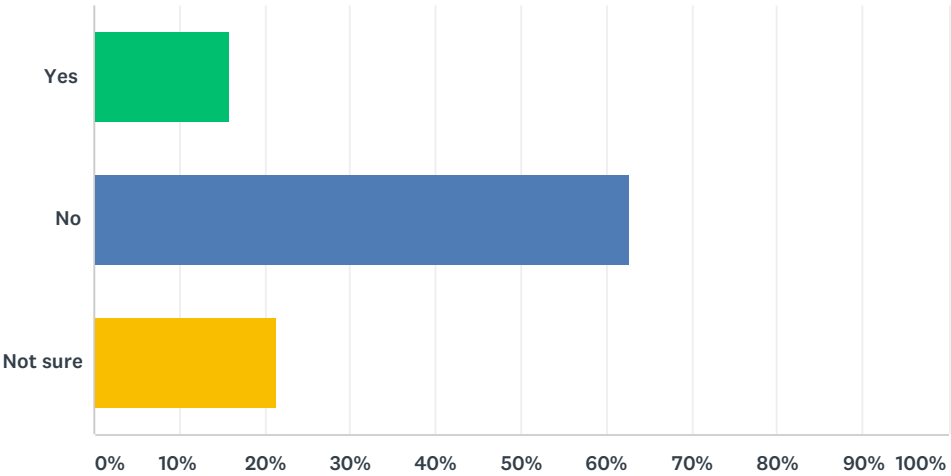
Answered: 126 Skipped: 2



ANSWER CHOICES		RESPONSES	
Yes		85.71%	108
No		7.94%	10
Not sure		6.35%	8
TOTAL			126

Q46 Should the Forestry Department allow gravel pits to be opened in the forestlands areas?

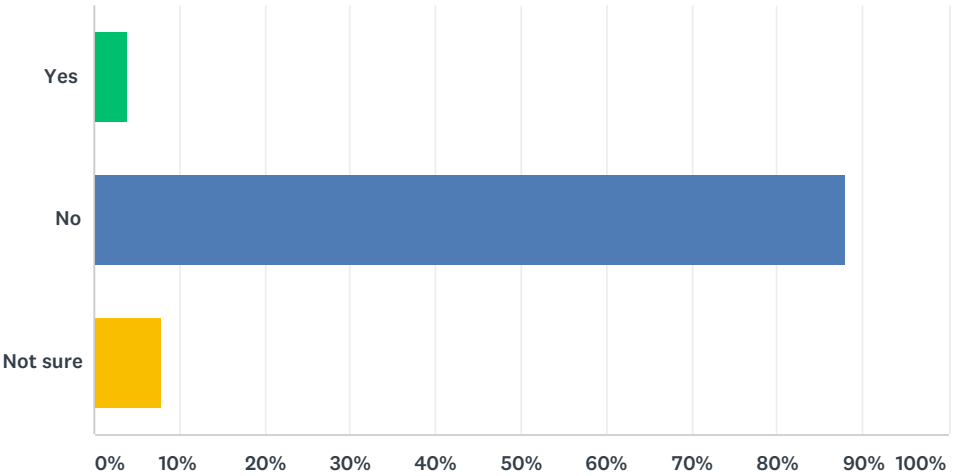
Answered: 126 Skipped: 2



ANSWER CHOICES		RESPONSES	
Yes		15.87%	20
No		62.70%	79
Not sure		21.43%	27
TOTAL			126

Q47 Should the Forestry Department allow mines to operate in the forestlands?

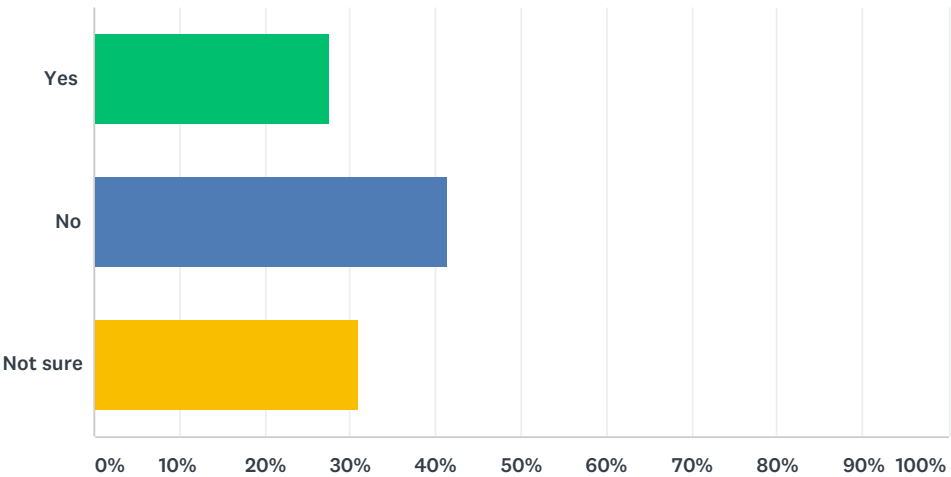
Answered: 126 Skipped: 2



ANSWER CHOICES	RESPONSES	
Yes	3.97%	5
No	88.10%	111
Not sure	7.94%	10
TOTAL		126

Q48 Are current efforts to control weeds in the forestlands adequate?

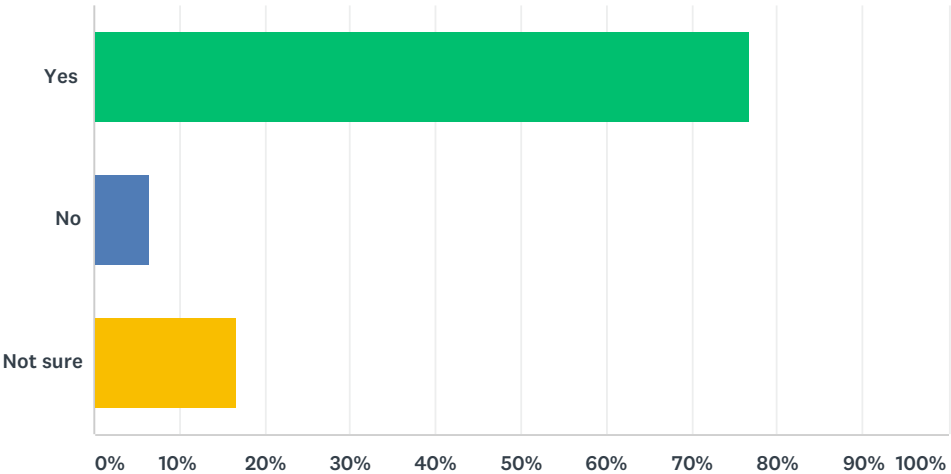
Answered: 123 Skipped: 5



ANSWER CHOICES		RESPONSES	
Yes		27.64%	34
No		41.46%	51
Not sure		30.89%	38
TOTAL			123

Q49 Should the Navajo Nation work to conduct active restoration of areas that have been impacted by activities in our forestlands?

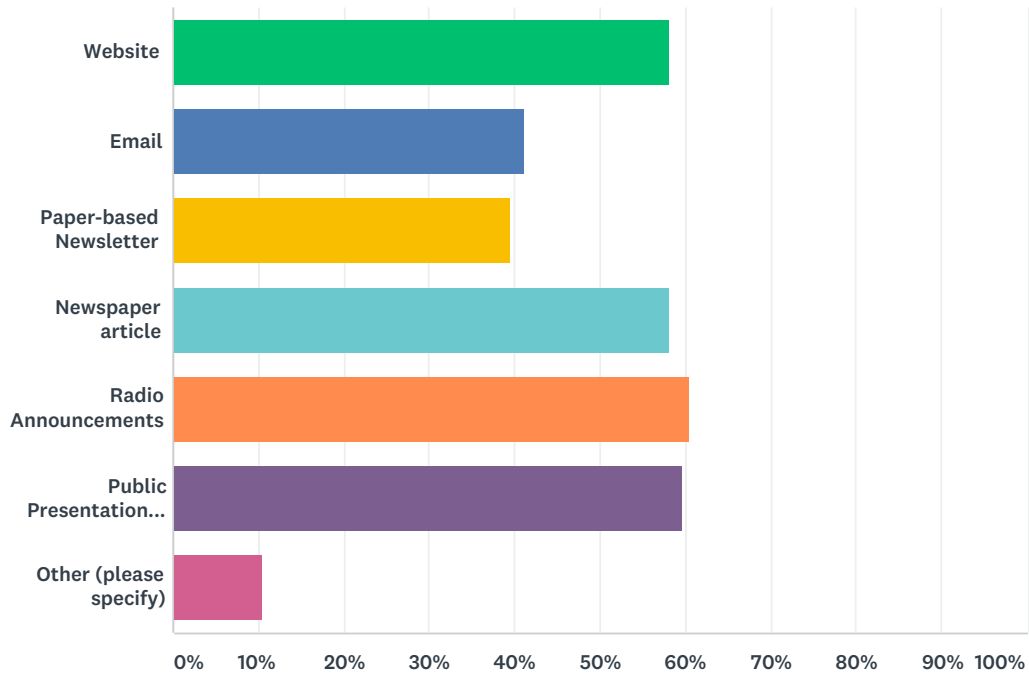
Answered: 125 Skipped: 3



ANSWER CHOICES		RESPONSES	
Yes		76.80%	96
No		6.40%	8
Not sure		16.80%	21
TOTAL			125

Q50 How would you generally prefer to receive future information about Navajo Nation management activities? (Please select all that apply.)

Answered: 124 Skipped: 4



ANSWER CHOICES	RESPONSES	
Website	58.06%	72
Email	41.13%	51
Paper-based Newsletter	39.52%	49
Newspaper article	58.06%	72
Radio Announcements	60.48%	75
Public Presentation / Chapter Meeting	59.68%	74
Other (please specify)	10.48%	13
Total Respondents: 124		

Q51 Please add any other comments regarding natural resource management that you would like considered as the Navajo Nation's draft Integrated Resource Management Plan is developed.

Answered: 53 Skipped: 75